



EMSOS 2025

28•30 APRIL
PADOVA•ITALY

Team Approach
& Technology



37th Annual Meeting *of the*
European Musculo-Skeletal Oncology Society

25th EMSOS
Nurse and Allied Professions Group Meeting

EMSOS President

Joanna Szkandera (*Austria*)

Congress Presidents

Pietro Ruggieri (*Italy*) | **Elisa Pala** (*Italy*)

EMSOS Secretary General: **Andrea Angelini** (*Italy*)

Scientific Secretariat: **Giulia Trovarelli, Mariachiara Cerchiaro, Alberto Crimi, Elisa Pagliarini** (*Italy*)

Scientific Organization: **Anna Breda** (*Italy*)

SCIENTIFIC PROGRAM





Welcome

I am enthusiastic to welcome you to the 37th Annual Meeting of the European Musculo-Skeletal Oncology Society and the 25th EMSOS Nurse and Allied Professions Group Meeting in our beautiful town, Padova.

It is for all of us members of the EMSOS the occasion of joining and reviewing our idea in the field of musculoskeletal oncology with the current updates and the multidisciplinary participation of all the colleagues involved in diagnosis and treatment of musculoskeletal patients.

As usual, we will have a Training Day the morning of the first day, and then a number of sessions reconducting to the main theme of this year: team approach and new technologies.

Both the town and our University have a long tradition in education in the medical school as well as in hospitality and arts.

We hope that you will enjoy this 2025 EMSOS meeting here in Padova!

Prof. Elisa Pala

President of the Congress

Prof. Pietro Ruggieri


President of the Congress

Prof. Joanna Szkandera

EMSOS President

Prof. Andrea Angelini

EMSOS Secretary General





Congress Presidents

Pietro Ruggieri | Elisa Pala

EMSOS President

Joanna Szkandera

EMSOS Secretary General

Andrea Angelini

EMSOS BOARD

President

Joanna Szkandera

Past President

Pietro Ruggieri

Vice President

Michiel van de Sande

Secretary General

Andrea Angelini

Treasurer

Daniel Kotrych

Other members

**Thomas Baad-Hansen | Peter Bekkering | Belen Belinchon
Ivan Bohacek | Anne Gomez-Mascard | Jendrik Harges
Emanuela Palmerini | Rob Pollock | Beatrice Seddon**

Ambassadors

Ramses Forsyth | Andreas Leithner

Scientific Secretariat

**Giulia Trovarelli | Mariachiara Cerchiaro
Alberto Crimi | Elisa Pagliarini**

Scientific Organization

Anna Breda



Speakers and Moderators

	Pag.
Dimosthenis Andreou (Muenster, DE)	23
Andrea Angelini (Padova, IT)	32, 42, 44
Luis Aponte Tinao (Buenos Aires, AR)	32
Will Aston (London, UK)	25
Thomas Baad-Hansen (Aarhus, DK)	37
Stefano Bastoni (Milano, IT)	37
Willem Peter Bekkering (Utrecht, NL)	22
Joseph Benevenia (Newark, USA)	18
Ivan Bohacek (Zagreb, HR)	35
Eduardo Botello (Santiago, CI)	17, 39
Jos A.M. Bramer (Amsterdam, NL)	47
Antonella Brunello (Padova, IT)	17, 44
Domenico Andrea Campanacci (Firenze, IT)	19, 36
Laura Campanacci (Bologna, IT)	45
José Casanova (Coimbra, PT)	36, 47
Cirsoiu Catalin (Bucharest, RO)	45
Giorgio De Conti (Padova, IT)	17
Massimiliano De Paolis (Bologna, IT)	50
Angelo Paolo Dei Tos (Padova, IT)	44
Davide Maria Donati (Bologna, IT)	25
Walid Ebeid (Giza, EG)	33
Costantino Errani (Bologna, IT)	35
Nicola Fabbri (New York, USA)	17, 23
Fabrice Fiorenza (Limoges, FR)	32, 41
Cristiana Forni (Bologna, IT)	22
Ramses Forsyth (Brussels, BE)	37
Philipp Funovics (Vienna, AT)	42
Michelle Ghert (Baltimore, USA)	34
Anne Gomez-Mascard (Toulouse, FR)	18
Ashish Gulia (Mumbai, ID)	50
Jendrik Harges (Essen, DE)	30
Gerhard Hobusch (Vienna, AT)	39
Francis J. Hornicek (Miami, USA)	26, 42
Matthew Houdek (Rochester, USA)	41
Shintaro Iwata (Tokyo, JP)	50

	Pag.
Lee Jeys (Birmingham, UK)	26
Vasileios A. Kontogeorgakos (Athens, EL)	30
Daniel Kotrych (Szczecin, PL)	26, 27
Marco Krengli (Padova, IT)	17
Francis Lee (New Haven, USA)	20
Burkhard Lehner (Heidelberg, DE)	49
Andreas Leithner (Graz, AT)	17, 45
Valerae O. Lewis (Houston, USA)	32
Giulio Maccauro (Roma, IT)	17
Andreas Mavrogenis (Athens, EL)	40
Benjamin Miller (Iowa City, USA)	43
Maya Niethard (Regensburg, DE)	36
Eduardo Ortiz-Cruz (Madrid, ES)	28, 49
Elisa Pala (Padova, IT)	17, 30, 40
Emanuela Palmerini (Bologna, IT)	44
Panayiotis Papagelopoulos (Athens, EL)	28
Jannis Papathanasiou (Plovdiv, BG)	17
Shreyaskumar R. Patel (Houston, USA)	28
Rob Pollock (London, UK)	35
Pietro Ruggieri (Padova, IT)	17, 28, 41, 44
Olga Savvidou (Athens, EL)	47
Marta Sbaraglia (Padova, IT)	17
Kathrin Schuster (Wölferstheim, DE)	48
Anna Maria Smolle (Graz, AT)	19
Silvia Stacchiotti (Milano, IT)	44
Arne Streibuerger (Essen, DE)	25
Joanna Szkandera (Graz, AT)	31, 43, 44
Cesare Tiengo (Padova, IT)	33
Giulia Trovarelli (Padova, IT)	17
Michiel van de Sande (Leiden, NL)	19, 43
Oleg Vyrva (Kharkiv, UA)	23, 40
Hazem Wafa (Leuven, BE)	49
Reinhard Windhager (Vienna, AT)	18
Merter Yalcinkaya (Istanbul, TR)	39

MONDAY April 28th, 2025

REGISTRATION DESK OPENING			
	MANTEGNA PLENARY ROOM 1 st Floor	GIOTTO BALCONATA PARALLEL ROOM 3 rd Floor	DONATELLO ROOM Ground Floor
08.00-08.30	TRAINING DAY <i>Honorary Presidents: E. Pala, P. Ruggieri</i> <i>Directors and moderators:</i> G. Maccauro, G. Trovarelli, A. Angelini		
08.30-09.00	Imaging of bone and soft tissue tumors G. De Conti Pathology of bone and soft tissue tumors M. Sbaraglia		
09.00-10.35	Surgical treatment of bone tumors A. Leithner, N. Fabbri, G. Trovarelli Surgical treatment of soft tissue sarcomas E. Botello		
10.30			
10.35-12.00	Systemic treatment of musculoskeletal sarcomas A. Brunello Principle of radiotherapy M. Krengli Rehabilitation in orthopedic oncology J. Papathanasiou	COMPREHENSIVE CARE, NURSES & ALLIED PROF. <i>Keynote Speaker:</i> P. Bekkering <i>Moderators:</i> P. Bekkering C. Forni	
12.30			EMSOS Board meeting
14.00-14.30	WELCOME ADDRESS <i>Secretary General, President of EMSOS, Presidents of the Congress</i>		
14.30-16.00	MULTIDISCIPLINARITY IN ORTHOPEDIC ONCOLOGY <i>Keynote Speaker: R. Windhager</i> <i>Moderators: A.G Mascard, J. Benevenia</i>		
16.00-16.30 <i>Coffee Break in the Exhibit Hall</i>			
16.30-18.00	BONE METASTASES AND MULTIDISCIPLINARY APPROACH <i>Keynote Speakers: M. van de Sande, F. Lee</i> <i>Moderators: D.A. Campanacci, A. M. Smolle</i>	FREE PAPERS PROSTHESES AND COMPLICATIONS <i>Keynote Speaker:</i> N. Fabbri <i>Moderators:</i> D. Andreou O. Vyrva	
18.00-19.00	OPENING CEREMONY <i>Congress Presidents: P. Ruggieri, E. Pala</i> <i>Authorities: P. S. Randelli, M. Tessarin, U. Cillo, A. Piccioli</i> P. Burra: Notes on history of University of Padova R. Rizzuto: Medical Lecture: Biomedical research in Italy		
19.00-20.30	WELCOME RECEPTION		



TUESDAY April 29th, 2025

	MANTEGNA PLENARY ROOM 1st Floor	GIOTTO BALCONATA PARALLEL ROOM 3rd Floor
08.00-09.00	ROBOTICS & NAVIGATION <i>Keynote Speaker: D. Donati</i> <i>Moderators: W. Aston, A. Streitburger</i>	NEW STRATEGIES IN BENIGN TUMORS <i>Keynote Speaker: R. Pollock</i> <i>Moderators: I. Bohacek, C. Errani</i>
09.00-10.30	3D PRINTING TECHNOLOGY <i>Keynote Speaker: L. Jeys</i> <i>Moderators: D. Kotrych, F. Hornicek</i>	WHAT'S NEW IN SOFT TISSUE SARCOMAS <i>Keynote Speaker: D. Campanacci</i> <i>Moderators: M. Niethard, J. Casanova</i>
10.30-11.00 <i>Coffee Break in the Exhibit Hall</i>		
11.00-11.30	MARIO MERCURI LECTURE <i>Presenters: P. Ruggieri, E. Pala</i> <i>Lecturer: D. Kotrych</i>	
11.30-13.00	PELVIC, COMPLEX AND ATYPICAL RECONSTRUCTIONS <i>Keynote Speaker: P. Papagelopoulos</i> <i>Moderators: P. Ruggieri, E. Ortiz-Cruz, S. Patel</i>	SOFT TISSUE TUMORS AND INOPERABLE TUMORS: WHAT'S NEW <i>Keynote Speaker: T. Baad-Hansen</i> <i>Moderators: S. Bastoni, R. Forsyth</i>
13.00-14.00	IMPLANTCAST SYMPOSIUM	<i>Buffet Lunch in the Exhibit Hall</i>
14.00-15.30	MEGAPROSTHETIC RECONSTRUCTIONS <i>Keynote Speaker: J. Harges</i> <i>Moderators: E. Pala, V. Kontogeorgakos</i>	Free Papers BIOLOGIC RECONSTRUCTIONS <i>Keynote Speaker: E. Botello</i> <i>Moderators: G. Hobush, M. Yalcinkaya</i>
15.30-16.00 <i>Coffee Break in the Exhibit Hall</i>		
16.00-16.30	PRESIDENTIAL LECTURE <i>Presenters: E. Pala, P. Ruggieri</i> <i>Lecturer: J. Szkaniera</i>	
16.30-17.30	BIOLOGIC RECONSTRUCTION: WHEN AND HOW <i>Keynote Speaker: L. Aponte-Tinay</i> <i>Moderators: F. Fiorenza, V. O. Lewis</i>	HOW TO WRITE A PAPER <i>Moderators: A. Mavrogenis, E. Pala</i>
17.30-19.00	INFECTION AND ROLE OF ORTHOPLASTY <i>Keynote Speakers: A. Angelini, M. Ghert</i> <i>Moderators: W. Ebeid, C. Tiengo</i>	17.00-17.15 ENOVIS LECTURE
		17.30-18.00 INVITED LECTURE Limb salvage in bone tumor surgery: insights from a personal practice <i>Lecturer: O. Vyrva</i>
		18.00-18.15 BIOCOMPOSITES LECTURE <i>Lecturer: L. Jeys</i>
20.30	GALA DINNER	

WEDNESDAY April 30th, 2025

	MANTEGNA PLENARY ROOM 1st Floor	GIOTTO BALCONATA PARALLEL ROOM 3rd Floor	GALILEO ROOM 1st Floor
08.00-09.30	RECONSTRUCTIONS AND COMPLICATIONS <i>Keynote Speaker: M. Houdek</i> <i>Moderators: F. Fiorenza, P. Ruggieri</i>	Free Papers BENIGN TUMORS <i>Keynote Speaker: J. Casanova</i> <i>Moderators: O. Savvidou, J. Bramer</i>	UNITED ORTHOPEDIC WORKSHOP
9.30-10.30	SPINAL AND SACRAL SURGERY <i>Keynote Speaker: F. Hornicek</i> <i>Moderators: P. Funovics, A. Angelini</i>	SPAGN Session <i>Moderator: K. Schuster</i>	
10.30-11.00	PRESIDENTIAL SESSION: International registries: an update <i>Moderators: J. Szkandera</i> <i>Speakers: B. Miller, M. van de Sande</i>	FUNCTIONAL RESULTS AND Q&L <i>Keynote Speaker: E. Ortiz-Cruz</i> <i>Moderators: H. Wafa, B. Lehner</i>	
11.00-11.30	UPDATE IN MEDICAL TREATMENTS OF SARCOMAS <i>Keynote Speakers: A. Brunello, J. Szkandera, S. Stacchiotti</i> <i>Moderators: J. Szkandera, E. Palmerini</i>		
11.30-12.00	Coffee Break in the Exhibit Hall		
12.00-12.30	CAMPANACCI LECTURE <i>Presenters: P. Ruggieri, A. Angelini</i> <i>Lecturer: A.P. Dei Tos</i>		
12.30-13.30	EXACTECH SYMPOSIUM		
13.30-14.30	GENERAL ASSEMBLY		
14.30-15.00	Buffet Lunch in the Exhibit Hall		
15.00-16.00	ARTIFICIAL INTELLIGENCE AND ETHICS <i>Keynote Speaker: A. Leithner</i> <i>Moderators: L. Campanacci, C. Catalin</i>	MANAGEMENT AFTER WHOOPS SURGERY <i>Keynote Speaker: S. Iwata</i> <i>Moderators: M. De Paolis, A. Gulia</i>	
16.00-16.30	CLOSING CEREMONY E. Pala, P. Ruggieri, J. Szkandera, A. Angelini AWARD CEREMONY <i>PRESENTATION OF THE 2026 EMSOS MEETING: J. Casanova</i> <i>CLOSING REMARKS E. Pala, P. Ruggieri</i>		



INDEX

Pag.

SPONSORS

11-13

Exhibition Hall

14-16

MONDAY 28th APRIL 2025

MANTEGNA - PLENARY ROOM 1st Floor

TRAINING DAY

17

WELCOME ADDRESS

17

SESSION 1 - MULTIDISCIPLINARITY IN ORTHOPEDIC ONCOLOGY

18, 19

SESSION 2 - BONE METASTASES AND MULTIDISCIPLINARY APPROACH

19, 20

OPENING CEREMONY

21

WELCOME RECEPTION

21

GIOTTO BALCONATA - PARALLEL ROOM 3rd Floor

SESSION 3 - COMPREHENSIVE CARE, NURSES & ALLIED PROF.

22, 23

DONATELLO ROOM - Ground Floor

EMSOS BOARD MEETING

23

MANTEGNA - PLENARY ROOM 1st Floor

SESSION 4 - FREE PAPERS PROSTHESES AND COMPLICATIONS

23, 24

TUESDAY 29th APRIL 2025

MANTEGNA - PLENARY ROOM 1st Floor

SESSION 5 - ROBOTICS & NAVIGATION

25

SESSION 6 - 3D PRINTING TECHNOLOGY

26, 27

MARIO MERCURI LECTURE

27

SESSION 7 - PELVIC, COMPLEX AND ATYPICAL RECONSTRUCTIONS

28, 29

INDEX

Pag.



29

SESSION 8 - MEGAPROSTHETIC RECONSTRUCTIONS 30, 31

PRESIDENTIAL LECTURE 31

SESSION 9 - BIOLOGIC RECONSTRUCTION: WHEN AND HOW 32

SESSION 10 - INFECTION AND ROLE OF ORTHOPLASTY 33, 34

GALA DINNER 34

GIOTTO BALCONATA - PARALLEL ROOM 3rd Floor

SESSION 11 - NEW STRATEGIES IN BENIGN TUMORS 35

SESSION 12 - WHAT'S NEW IN SOFT TISSUE SARCOMAS 36, 37

SESSION 13 - SOFT TISSUE TUMORS AND INOPERABLE TUMORS: WHAT'S NEW 37, 38

SESSION 14 - FREE PAPERS - BIOLOGIC RECONSTRUCTIONS 39, 40

SESSION 15 - HOW TO WRITE A PAPER 40

enovis LECTURE 40

INVITED LECTURE 40

Biocomposites LECTURE 40

WEDNESDAY 30th APRIL 2025

MANTEGNA - PLENARY ROOM 1st Floor

SESSION 16 - RECONSTRUCTIONS AND COMPLICATIONS 41, 42

SESSION 17 - SPINAL AND SACRAL SURGERY 42, 43

PRESIDENTIAL SESSION 43



INDEX

Pag.

GALILEO ROOM – 1st Floor



UNITED
ORTHOPEDIC

WORKSHOP

43

MANTEGNA - PLENARY ROOM 1st Floor

SESSION 18 - UPDATE IN MEDICAL TREATMENTS OF SARCOMAS

44

CAMPANACCI LECTURE

44



exactech SYMPOSIUM

44

GENERAL ASSEMBLY

45

SESSION 19 - ARTIFICIAL INTELLIGENCE AND ETHICS

45, 46

CLOSING CEREMONY

46

GIOTTO BALCONATA - PARALLEL ROOM 3rd Floor

SESSION 20 - Free Papers: BENIGN TUMORS

47, 48

SPAGN Session

48

SESSION 21 - FUNCTIONAL RESULTS AND Q&L

49

SESSION 22 - MANAGEMENT AFTER WHOOPS SURGERY

50, 51

POSTER SESSION

52-67

GENERAL INFORMATION

71-74

SCIENTIFIC INFORMATION

75

SPONSORS



implantcast

stand 3-4-5

enovis™



stand 12



UNITED ORTHOPEDIC

stand 15



OTHER SPONSORS



3D-SIDE

stand 18



stand 16-17



stand 22



A member of ONO Pharma

stand 20



stand 10



stand 11



stand 1



stand 7



OTHER SPONSORS



stand 21



106 anni di esperienza

stand 13

OSSATURE



stand 2

stand 8



stand 9



stand 14

stand 6

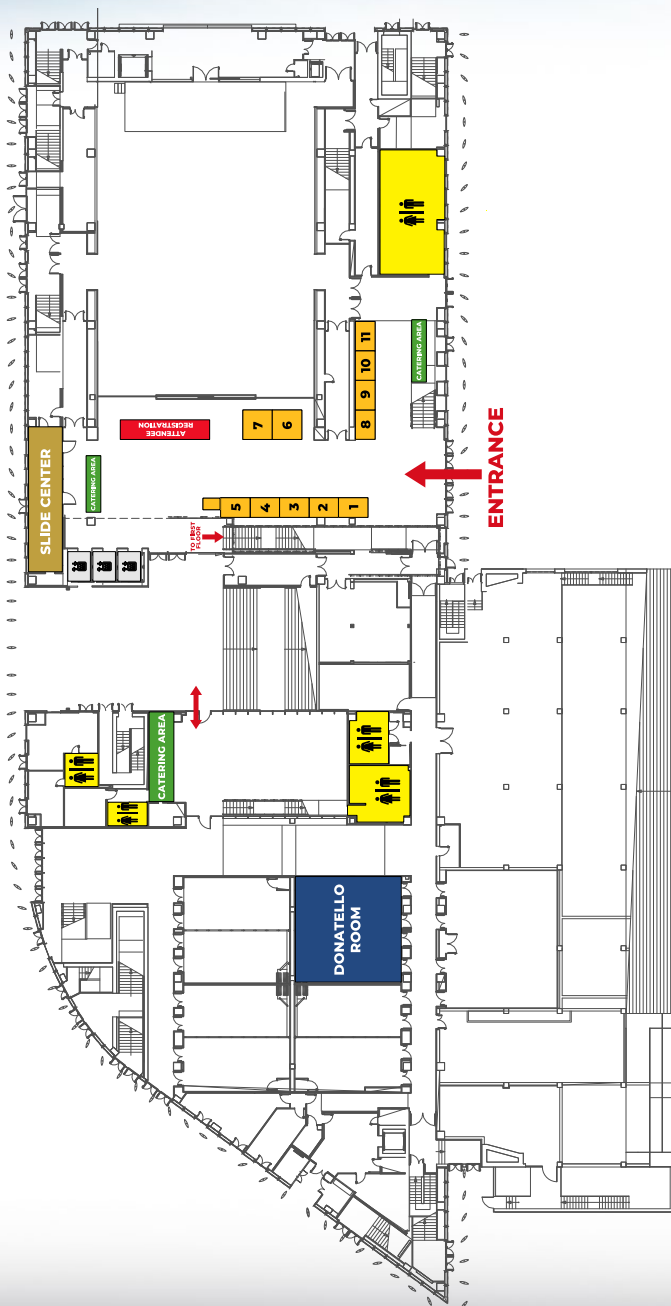


stand 19



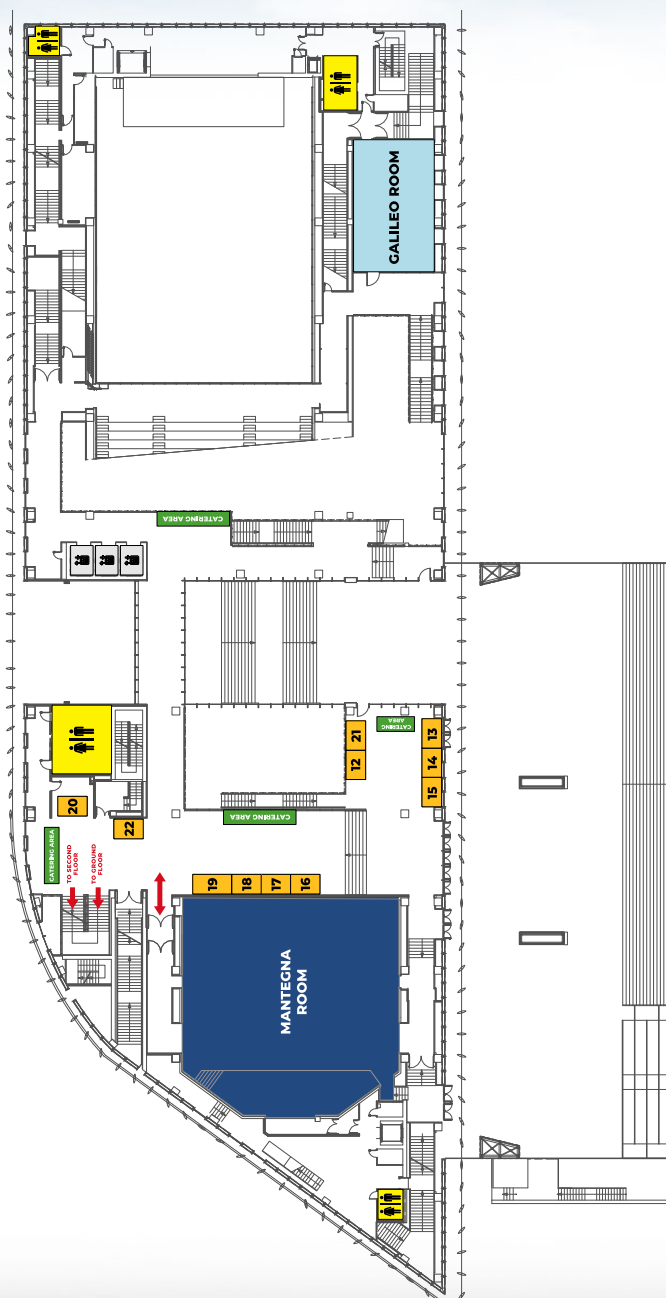
EXHIBITION HALL

GROUND FLOOR



EXHIBITION HALL

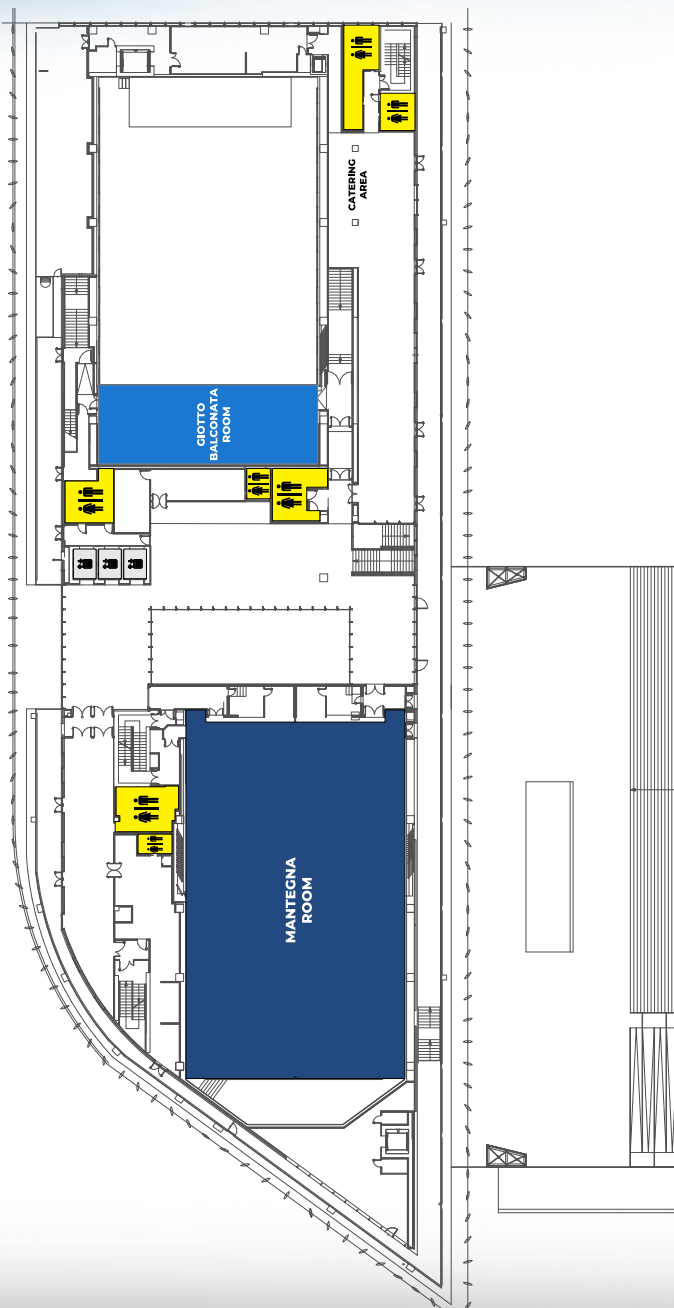
FIRST FLOOR





EXHIBITION HALL

THIRD FLOOR



MONDAY April 28th, 2025

MANTEGNA – PLENARY ROOM 1st Floor

07.30 REGISTRATION DESK OPENING

08.00
12.00 **TRAINING DAY**

Honorary Presidents: **Elisa Pala** (Padova, IT), **Pietro Ruggieri** (Padova, IT)
Directors and moderators: **Giulio Maccauro** (Roma, IT), **Giulia Trovarelli** (Padova),
Andrea Angelini (Padova)

08.10 Imaging of bone and soft tissue tumors
Giorgio De Conti (Padova, IT)

08.30 Pathology of bone and soft tissue tumors
Marta Sbaraglia (Padova, IT)

08.50
09.00 Discussion

09.00 Surgical treatment of benign tumors
Andreas Leithner (Graz, AT)

09.20 Surgical treatment of malignant tumors
Nicola Fabbri (New York, USA)

09.40 Surgical treatment of metastases
Giulia Trovarelli (Padova, IT)

10.00 Surgical treatment of soft tissue sarcomas
Edoardo Botello (Santiago, CI)

10.20
10.35 Discussion

10.35 Systemic treatment of musculoskeletal sarcomas
Antonella Brunello (Padova, IT)

10.55 Principle of radiotherapy in musculoskeletal tumors
Marco Krengli (Padova, IT)

11.15 Rehabilitation in orthopedic oncology
J. Papathanasiou (Plovdiv, BG)

11.35
12.00 Discussion

14.00 **WELCOME ADDRESS**

14.30 President of EMSOS - **Joanna Szkandera** (Graz, AT)
Presidents of the Congress – **Pietro Ruggieri**, **Elisa Pala** (Padova, IT)
Secretary General - **Andrea Angelini** (Padova, IT)



MONDAY April 28th, 2025

MANTEGNA – PLENARY ROOM 1st Floor

14.30 Session 1

16.00 MULTIDISCIPLINARITY IN ORTHOPEDIC ONCOLOGY

Moderators: **Anne Gomez-Mascard** (Toulouse, FR), **J. Benevenia** (Newark, USA)

14.30 KEYNOTE LECTURE:

14.40 MULTIDISCIPLINARITY IN ORTHOPEDIC ONCOLOGY

Reinhard Windhager (Vienna, AT)

14.40 **ID 5** - Follow-up analysis of lesion characteristics of enchondromas and atypical cartilaginous tumors of the knee and shoulder region on MRI
Andreas Leithner (Graz, AT)

14.45 **ID 96** - Presence of IDH2 mutation significantly reduces disease-specific survival of patients with chondrosarcoma
Anne Weidlich (Berlin, DE)

14.50 **ID 102** - Treatment of low-grade soft tissue sarcoma with preoperative radiotherapy: A single-institution experience
Hisaki Aiba (Nagoya, JP)

14.55 **ID 120** - Commonly utilized comorbidity indices do not adequately capture severity of illness in musculoskeletal oncology surgical patients
Shalin Patel (Houston, TX)

15.00 **ID 192** - Single nucleus RNA sequencing reveals heterogeneity of response to chemotherapy treatment in osteosarcoma
Anne Gomez-Mascard (Toulouse, FR)

15.05 **ID 237** - Isolated Regional Lymph Node Involvement in High-Grade Appendicular Bone Sarcoma is Associated with Poor Survivorship: A National Cohort Database Study
Angad Bedi (Groningen, NL)

15.10 **ID 253** - What's the outcome of patients treated with vascular by-pass for limb salvage surgery of soft tissue sarcoma?
Pasquale Tammaro (Firenze, IT)

15.15 **ID 293** - A Radiological Model for Predicting Histological Response to Preoperative Chemotherapy in Ewing Sarcoma
Hisaki Aiba (Nagoya, JP)

15.20 **ID 296** - Optimizing Resection Margins in Ewing's - and Osteosarcoma of the Extremities through improved Magnetic Resonance Imaging Assessment - a Retrospective Multicenter Study
Andreas Krieg (Basel, SZ)

MONDAY April 28th, 2025

MANTEGNA – PLENARY ROOM 1st Floor

- 15.25 **ID 313** - Immune Evasion and NK Cell Infiltration in Pediatric Sarcomas: Implications for Targeted Immunotherapy
Adrian Ibanez Navarro (*Madrid, ES*)
- 15.30 **ID 315** - A multidisciplinary approach to assessing the impact of local therapy in pediatric bone sarcoma patients and survivors: related adverse events and health-related quality of life
Leonie G. Tigelaar (*Utrecht, NL*)
- 15.30 Discussion
16.00

16:00 *Coffee Break in the Exhibit Hall*
16:30

16.30 Session 2:
18.00 BONE METASTASES AND MULTIDISCIPLINARY APPROACH
Moderators: **Domenico Andrea Campanacci** (*Firenze, IT*), **Anna Maria Smolle** (*Graz, AT*)

- 16.30 KEYNOTE LECTURE:**
16.40 BONE METASTASES AND MULTIDISCIPLINARY APPROACH
Michiel van de Sande (*Leiden, NL*)
- 16.40 **ID 10** - The Proximal Femur Reconstruction or Internal Fixation for Metastases (PERFORM) Randomized Controlled Trial Protocol Development
Michelle Ghert (*Baltimore, USA*)
- 16.45 **ID 53** - Minimally Invasive Management of Metastatic Disease at the Pelvis: A Single Institution Analysis
Ashley Castan (*New Jersey, USA*)
- 16.50 **ID 115** - Complications, implant survival and functional outcome of standard and dual mobility bearing total hip arthroplasty with antiprotrusio cage for pelvic metastasis
Ariya Panutut (*Bologna, IT*)
- 16.55 **ID 132** - Incidence of Pathological Fractures and the Role of Additional Targeted Screening in Early Detection for Patients with Metastatic Bone Disease of the Proximal Humerus
Lotte Roelien van der Linden (*Groningen, NL*)
- 17.00 **ID 152** - Locked Intramedullary Nailing for Humeral Metastases: A Retrospective Analysis of Functional Outcomes
Erhan Okay (*Istanbul, TR*)



MONDAY April 28th, 2025

MANTEGNA – PLENARY ROOM 1st Floor

17.05 **ID 161** - The morbidity and mortality of simultaneous vs staged intramedullary nail procedures for metastatic bone disease: a retrospective cohort study of 10 years

Erica Giles (*Houston, USA*)

17.10 **ID 168** - Is the risk of implant failure after intramedullary nailing and megaprosthesis influenced by the location of proximal intertrochanteric and subtrochanteric femoral metastasis?

Konstantina Solou (*Bologna, IT*)

17.15 **ID 325** - Do we need a simpler prosthetic system for the reconstruction of the metastatic proximal femur?

Michele Boffano (*Torino, IT*)

17.20 **ID 330** - Intramedullary nailing vs modular megaprosthesis in extracapsular metastases of proximal femur: clinical outcomes and complication in a retrospective study

Raffaele Vitiello (*Roma, IT*)

17.25 **ID 355** - Which Nail will Fail? Can Surgeons Correctly Predict Which Proximal Femoral Metastatic Lesions can be Successfully Managed with Intramedullary Nail Fixation

Alysia Kemp (*Houston, USA*)

17.30
17.45 Discussion

17.45 KEYNOTE LECTURE:
17.55 MINIMALLY INVASIVE TREATMENT IN BONE METASTASES

Francis Lee (*New Haven, USA*)

17.55
18.00 Discussion

MONDAY April 28th, 2025

MANTEGNA – PLENARY ROOM 1st Floor

**18.00
19.00**

OPENING CEREMONY

Prof. Elisa Pala, Prof. Pietro Ruggieri

Welcome Message

Prof. Pietro Simone Randelli

President of SIOT (Italian Society of Orthopedic and Traumatology)

Dr. Michele Tessarin

Health Director, Azienda Università-Ospedale Padova

Prof. Umberto Cillo

Chair of the Department of Surgery, Oncology and Gastroenterology (DISCOG)

Dr. Andrea Piccioli

Director of ISS (National Institute of Health)

Prof. Patrizia Burra

Vice-Rector for Post Lauream Education, University of Padova

LECTURE: NOTES ON HISTORY OF UNIVERSITY OF PADOVA

Prof. Rosario Rizzuto

Professor of General Pathology and Past Rector of University of Padova

MEDICAL LECTURE: BIOMEDICAL RESEARCH IN ITALY

End of the first day of Congress

**19.00
20.30**

WELCOME RECEPTION

3rd floor foyer of Padova Congress



MONDAY April 28th, 2025

GIOTTO BALCONATA – PARALLEL ROOM 3rd Floor

10.30 Session 3
12.00 COMPREHENSIVE CARE, NURSES & ALLIED PROFESSIONALS

Moderators: **Willem Peter Bekkering** (*Utrecht, NL*), **Cristiana Forni** (*Bologna, IT*)

10.30 KEYNOTE LECTURE:
10.40 COMPREHENSIVE CARE, NURSES & ALLIED PROFESSIONALS
Willem Peter Bekkering (*Utrecht, NL*)

10.40 **ID 52** - Patient-Reported Outcome Measures (PROMs) following hemipelvectomy: Preliminary results from a tertiary sarcoma center
Nina Myline Engel (*Essen, DE*)

10.45 **ID 317** - Physical activity in patients after local therapy for pediatric bone sarcoma of the lower extremity: Insights from objective measurement by accelerometry
Leonie Tigelaar (*Utrecht, NL*)

10.50 **ID 143** - Postoperative Opioid Consumption Trends After Oncologic Endoprosthetic Reconstruction of the Lower Limb
Santiago Lozano-Calderon (*Boston, USA*)

10.55 **ID 202** - Evaluation of fatigue, quality of life and functional ability in patients with bone and soft tissue sarcomas undergoing chemotherapy treatment. An observational study
Paola Coluccino (*Bologna, IT*)

11.00 **ID 217** - Early recovery of ambulation after lower limb resection and reconstruction surgery for musculoskeletal cancer
Mattia Morri (*Bologna, IT*)

11.05 **ID 303** - Monitoring Distress in Hospitalized Patients: A Retrospective Study in the Orthopedic Oncology Department of the Rizzoli Orthopedic Institute
Felicia Iacovone (*Bologna, IT*)

11.10 **ID 321** - The Impact of Proximal Fibula Resection on Foot and Ankle Biomechanics: A Radiological and Pedobarographic Evaluation
Berkay Dogan (*Istanbul, TR*)

11.15 **ID 104** - The Rehabilitative care management in patients with osteosarcoma in developmental age
Paola Imazio (*Torino, IT*)

11.20 **ID 332** - Functional outcomes after local therapy for pediatric bone sarcoma of the lower extremity: Insights into satisfaction with participation from a nationwide cohort
Leonie Tigelaar (*Utrecht, NL*)

MONDAY April 28th, 2025

GIOTTO BALCONATA – PARALLEL ROOM 3rd Floor

11.25 **ID 336** - Evaluation of shared decision-making in routine care for primary malignant bone tumor surgery around the knee in children: A qualitative study of patient and parents' perspectives

Kiki Blom (Amsterdam, NL)

11.30 **ID 367** - The role of nurse coordinators/Case Manager performance in musculoskeletal oncology

Marina Bocchese (Padova, IT)

11.35 **ID 368** - Prone position nursing protocol for the prevention of intraoperative complications in spine surgery for oncologic and degenerative disease

Anika Penko (Padova, IT)

11.35
12.00 Discussion

12.30
14.00 **EMSOS Board meeting**
DONATELLO ROOM (Ground floor)

16.00
16.30 **Coffee Break in the Exhibit Hall**

16.30 **Session 4**
18.00 **FREE PAPERS - PROSTHESES AND COMPLICATIONS**

Moderators: **Dimosthenis Andreou** (Muenster, DE), **Oleg Vyrva** (Kharkiv, UA)

16.30 **KEYNOTE LECTURE:**
16.40 **PROSTHESES AND COMPLICATIONS**
Nicola Fabbri (New York, USA)

16.40 **ID 17**- Proximal Humeral Endoprosthetic Reconstruction for Tumor Defects: Clinical Outcomes of 165 patients From The MUTARS Orthopedic Registry Europe (MORE)

Richard Evenhuis (Leiden, NL)

16.45 **ID 54** - Arthrodesis to Avoid Amputation in Patients with Massive Bone Loss due to Infection at the Knee: A Single Institution Review

Ashley Castan (New Jersey, USA)

16.50 **ID 78** - Can we lower the risk of implant failure for metastatic bone disease of the proximal femur by using endoprostheses?

Michala Skovlund Sørensen (Copenhagen, DK)



MONDAY 28th April 2025

GIOTTO BALCONATA – PARALLEL ROOM 3rd Floor

-
- 16.55 **ID 82** - Allograft Prosthesis Composites For Proximal Femur Replacement In Pediatric Patients With Bone Sarcomas
Giulia Puccetti (*Bologna, IT*)
-
- 17.00 **ID 144** - Is DAIR-plus an effective procedure in periprosthetic joint infections in knee megaprotheses?
Guido Scoccianti (*Firenze, IT*)
-
- 17.05 **ID 200** - Biologic reconstructions infections following resections of primary bone sarcomas
Andrea Sambri (*Bologna, IT*)
-
- 17.10 **ID 234** - Treatment outcomes in patients undergoing proximal femoral resection arthroplasty for tumors of the musculoskeletal system
Abdallah Abdel Jabar (*Samsun, TR*)
-
- 17.15 **ID 240** - Preliminary Results of a New Generation Modular Proximal Femoral Resection Prosthesis Products for the Treatment of Proximal Femoral Defects
Emre Tepedelenlioğlu (*Ankara, TR*)
-
- 17.20 **ID 292** - The prognosis and treatment of Pathological Fracture of Proximal Femur in Sarcoma: A single center retrospective study
Koichi Okajima (*Birmingham, UK*)
-
- 17.25 Discussion
18.00
-

End of the first day of Congress

TUESDAY April 29th, 2025

MANTEGNA – PLENARY ROOM 1st Floor

08.00 Session 5
09.00 ROBOTICS & NAVIGATION

Moderators: **Will Aston** (London, UK), **Arne Streitbuerger** (Essen, DE)

08.00 KEYNOTE LECTURE:
08.10 ROBOTICS & NAVIGATION

Davide Maria Donati (Bologna, IT)

08.10 **ID 108** - What to choose in bone tumor resections? Patient specific instrumentation versus surgical navigation

Alessandro Bruschi (Bologna, IT)

08.15 **ID 134** - Use of Augmented Reality-Assisted Intraoperative Guidance As A Tool For Precision Placement Of 3D-Printed Implants. Experimental Study

Javier Orozco Martínez (Madrid, ES)

08.20 **ID 156** - 3D virtual reality simulation for musculoskeletal tumors: reconstruction and simulated surgery. A preliminary 38 case study

Juan Pablo Zumárraga (Quito, EC)

18.25 **ID 176** - Hybrid (Robotic and Open) Surgical Resection and Reconstruction for Pelvic Ewing's Sarcoma

Valérie Lacroix (Brussels, BE)

08.30 **ID 211** - Augmented reality as a navigation tool in orthopedic oncology surgery

Marta Bortoli (Bologna, IT)

08.35 **ID 262** - Accuracy and Clinical Outcomes of Treating Osteoid Osteoma Using a Virtual Trajectory Aiming Guide Technique in a Hybrid Operating Room

Noam Olshinka (Hadassah, IL)

08.40 **ID 307** - Navigation-assisted surgery improve bony margin resection in pelvic and sacral Sarcoma

Piya Kiatisevi (Bangkok, TH)

08.45 **ID 366** - The use of navigation vs custom-made saw jigs in computer-assisted pelvic resection and reconstruction. What is better?

Maria Chiara Cerchiaro (Padova, IT)

08.45 Discussion
09.00



TUESDAY April 29th, 2025

MANTEGNA – PLENARY ROOM 1st Floor

09.00 Session 6
10.30 3D PRINTING TECHNOLOGY

Moderators: **Daniel Kotrych** (Szczecin, PL), **Francis Hornicek** (Miami, USA)

09.00 KEYNOTE LECTURE:
09.10 3D PRINTING TECHNOLOGY

Lee Jeys (Birmingham, UK)

09.10 **ID 22** - Comparison of tendon attachment to 3D printed Ti6Al4V implant versus Trevira® implant: A paired experimental animal study
Sarah Freund (Aarhus, DK)

09.15 **ID 28** - Innovative AR-guided system for precise placement of 3D-printed guides in Musculoskeletal Oncology
Tanya Fernández-Fernández (Madrid, ES)

09.20 **ID 38** - The midterm outcome of custom mad and 3D printed implant for juxta-articular bone tumors reconstruction
Ahmad Shehadeh (Amman, JO)

09.25 **ID 88** - Crio2AR: Effectiveness of Preoperative Planning with Augmented Reality and 3D Printing in Cryotherapy for the Treatment of Giant Cell Bone Tumors
Antonio D'Arienzo (Pisa, IT)

09.30 **ID 117** - Distal Tibia Endoprosthesis Reconstruction after Resection of Aggressive Bone Tumors: Is it a Reliable Treatment Option?
Nor Faissal Yasin (Kuala Lumpur, MY)

09.35 **ID 153** - 3D-printing and virtual surgery in preoperative planning and surgical management of soft tissue sarcoma
Juan Pablo Zumárraga (Quito, EC)

09.40
09.50 Discussion

09.50 **ID 185** - Outcome of 3D-printed hemiprostheses after resection of bone sarcomas of the upper extremity – a case series
Bosse Rüberg (Essen, DE)

09.55 **ID 212** - Use of 3D Printed PSI for Biplanar Osteotomies in Bone Tumor Resection and Allograft Shaping in Children
Lizz van der Heijden (Leiden, NL)

TUESDAY April 29th, 2025

MANTEGNA – PLENARY ROOM 1st Floor

-
- 10.00 **ID 272** - Custom-made Scapular Reconstructions after Resections for Primary Tumors. Which Prosthetic Design in Different Clinical Scenario?
Roberto Scanferla (*Firenze, IT*)
-
- 10.05 **ID 323** - Radiological and Clinical Evaluation of 3D-Printed Porous Collars in Resection Prosthesis for Hip and Knee: Preliminary Data
Giuseppe Francesco Papalia (*Roma, IT*)
-
- 10.10 **ID 353** - High Infection Rates in 3D-Printed Implant Reconstructions for Pelvic Sarcomas: A Call for Improved Strategies
Thomas Schubert (*Brussels, BE*)
-
- 10.15 **ID 359** - Three-Dimensionally Printed Custom-Made Prosthetic Reconstructions in Atypical Sites: Indications and Results in a Retrospective Study of 16 Cases
Giulia Trovarelli (*Padova, IT*)
-

10.20
10.30 Discussion

10:30
11:00 **Coffee Break in the Exhibit Hall**

11.00 MARIO MERCURI LECTURE
11.30 *Presenters: **Pietro Ruggieri** (Padova, IT), **Elisa Pala** (Padova, IT)*

Improving biocompatibility in future development of personalized surgery in the treatment of advanced bone tumors

Daniel Kotrych (*Szczecin, PL*)



TUESDAY April 29th, 2025

MANTEGNA – PLENARY ROOM 1st Floor

11.30 Session 7
13.00 PELVIC, COMPLEX AND ATYPICAL RECONSTRUCTIONS

Moderators: **Pietro Ruggieri** (Padova, IT), **Eduardo Ortiz-Cruz** (Madrid, ES),
Shreyaskumar R. Patel, (Houston, USA).

11.30 KEYNOTE LECTURE:
11.40 PELVIC, COMPLEX AND ATYPICAL RECONSTRUCTIONS
Panayiotis Papagelopoulos (Athens, EL)

11.40 **ID 49** - Impact of Surgical Advancements and Treatment Paradigms on Survival Outcomes in Pelvic Bone Sarcomas: A Comparative Analysis of Modern and Historical Cohorts
Lee Jeys (Birmingham, UK)

11.45 **ID 84** - Periacetabular reconstruction with Allograft and preservation of the femoral head in Pediatric Patients with Bone Sarcomas: Impact of the resection type
Giulia Puccetti (Bologna, IT)

11.50 **ID 105** - Evaluating center of rotation, anteversion and inclination shifts after periacetabular tumor resection and reconstruction with the LUMiC prosthesis
Julia F. Van der Geest (Leiden, NL)

11.55 **ID 145** - Is 'closing the ring' better in pelvic reconstruction following excision of pelvic tumors: Systematic Review
Christopher Stubbe (Melbourne, AS)

12.00 **ID 220** - Acetabular reconstruction following pathologic fracture
Marisa Ulrich (Rochester, USA)

12.05 Discussion
12.15

12.15 **ID 250** - High complication rate and poor prognosis of radiation-associated bone sarcomas in the Pelvis: A single center retrospective study
Koichi Okajima (Birmingham, UK)

12.20 **ID 267** - Outcome of sarcoma of pelvis in children
Jose Ignacio Albergo (Buenos Aires, AR)

12.25 **ID 270** - Periacetabular Resections for Primary and Secondary Bone Tumors: is there still a role for Massive Allograft Reconstructions
Roberto Scanferla (Firenze, IT)

TUESDAY April 29th, 2025

MANTEGNA – PLENARY ROOM 1st Floor

12.30 **ID 352** - A Prospective Study of the IlluminOss Photodynamic Nail System for Pelvic Stabilization of Impending and Actual Fractures from Metastatic Bone Disease, Multiple Myeloma, and Primary Bone Lymphoma
Santiago Lozano-Calderon (*Boston, USA*)

12.35 **ID 354** - The impact of pelvic bone resection and reconstruction on pelvic floors', urinary tract's and colorectal's function
Edoardo Ipponi (*Pisa, IT*)

12.40 Discussion
13.00

13.00 **Buffet Lunch in the Exhibit Hall**
14.00

13.00 **IMPLANTCAST SYMPOSIUM**
14.00 **UPDATE ON MEGA PROSTHESIS
AND CUSTOMISED SOLUTIONS**

Moderators: **Pietro Ruggieri** (*Padova, IT*), **Panayiotis Papagelopoulos** (*Athens, EL*)



13.00 Introduction
Pietro Ruggieri (*Padova, IT*)

13.05 Post-resection defects of the tibia - anatomical site dependant solutions
Daniel Kotrych (*Szczecin, PL*)

13.15 Are we better at pelvic surgery and what's next?
Lee Jeys (*Birmingham, UK*)

13.25 Joint sparing implants
Arne Streitbuerger (*Essen, DE*)

13.35 Problem solved: Personalized Orthopedic Reconstruction
Panayiotis Papagelopoulos (*Athens, EL*)

13.45 Discussion
14.00



TUESDAY April 29th, 2025

MANTEGNA – PLENARY ROOM 1st Floor

14.00 Session 8
15.30 MEGAPROSTHETIC RECONSTRUCTIONS

Moderators: **Vasileios Kontogeorgakos** (Athens, EL), **Elisa Pala** (Padova, IT)

14.00 KEYNOTE LECTURE:
14.10 MEGAPROSTHETIC RECONSTRUCTIONS

Jendrik Hardes (Essen, DE)

14.10 **ID 16** - Evaluating PE, PEEK, and MoM locking-mechanism survival in MUTARS knee reconstructions for oncological indications: insights from the MUTARS Orthopedic Registry Europe (MORE)

Richard Evenhuis (Leiden, NL)

14.15 **ID 75** - Outcome of composite proximal tibia and distal femur endo prosthetic reconstruction in oncology patients

Muhammad Riaz (Birmingham, UK)

14.20 **ID 135** - Evaluation of Zimmer segmental Knee megaprotheses: Patient survival, Surgical Outcomes and Functional outcome

Christina Enciso Holm (Copenhagen, DK)

14.25 **ID 150** - A Novel Technique for Preserving the Extensor Mechanism in Patients Undergoing Proximal Tibia Tumor Resection and Prosthetic Reconstruction

Buğra Han Eryilmaz (Sakarya, TR)

14.30 **ID 27** - Evaluation of the Midterm Functional Results of Knee Tumor Prosthesis Replacement Surgeries

Ahmed Eldesouqi (Alexandria, EG)

14.35 **ID 89** - Soft Tissue Reconstruction Using Trevira Tube Following Proximal Femur Resection and Endoprosthetic Replacement

Vasileios Apostolopoulos (Alexandria, EG)

14.40 Discussion
14.50

14.50 **ID 229** - EMSOS Study: Total Femur Replacement: Functional Outcome, Clinical Results and Gait Analysis - Interim Results

Marisa Valentini (Graz, AT)

14.55 **ID 251** - Reconstruction of the proximal humerus using an inverse tumor prosthesis

Anna Maria Rachbauer (Muenster, DE)

TUESDAY April 29th, 2025

MANTEGNA – PLENARY ROOM 1st Floor

15.00 **ID 329** - Functional Outcomes and Shoulder Instability in Reconstruction of Proximal Humerus Metastases
Raffaele Vitiello (*Roma, IT*)

15.05 **ID 331** - Cemented vs uncemented megaprotheses in proximal femur metastases: a multicentric comparative study
Raffaele Vitiello (*Roma, IT*)

15.10 **ID 335** - What are the complications and reconstruction Survival of distal femur expandable prostheses in children with primary bone tumors?
César Aquiles Augusto Chacón Ortega (*Bologna, IT*)

15.15 **ID 365** - Modular reverse total shoulder arthroplasty (RTSA) after tumor resection: results of 59 patients treated in a single center
Giulia Trovarelli (*Padova, IT*)

15.20 Discussion
15.30

15:30 **Coffee Break in the Exhibit Hall**
16:00

16.00 **PRESIDENTIAL LECTURE**

16.30 **Presenters: Elisa Pala** (*Padova, IT*), **Pietro Ruggieri** (*Padova, IT*)

Tracing the Evolution of Drug Therapies for Soft Tissue Sarcoma: A Journey Through Medical Failures and Breakthroughs

Joanna Szkandera (*Graz, AT*)



TUESDAY April 29th, 2025

MANTEGNA – PLENARY ROOM 1st Floor

16.30
17.30

Session 9

BIOLOGIC RECONSTRUCTION: WHEN AND HOW

Moderators: **Fabrice Fiorenza** (Limoges, FR), **Valerae O. Lewis** (Houston, USA)

16.30
16.40

KEYNOTE LECTURE:

BIOLOGIC RECONSTRUCTION: WHEN AND HOW

Luis Aponte-Tinao (Buenos Aires, AR)

16.40

ID 79 - Is resection and Reconstruction with allograft prosthetic composites and intramedullary lengthening nail effective in avoiding low limb length discrepancies in paediatric patients? A case series

Giulia Puccetti (Bologna, IT)

16.45

ID 154 - Distal femur pedicle frozen autograft reconstruction for malignant bone tumors

Juan Pablo Zumárraga (Quito, EC)

16.50

ID 157 - Comparison of Medial Vs. Central Vascularized Fibula Autograft Techniques In Femoral Reconstruction: A Retrospective Analysis Of Complications And Outcomes

Vanina Ramacci (Bologna, IT)

16.55

ID 170 - Biologic Intercalary reconstruction after resection of a bone tumor in the lower limb, about 96 cases: what's best for children and adolescent: Allograft alone, Vascularized fibula alone, allograft and vascularized fibula or induced membrane? An Update

Eric Mascalcard (Paris, FR)

17.00

ID 111 - Augmentation of Osteoarticular Allograft Reconstruction with Photodynamic Nail for the Management of Primary or Recurrent Aggressive Giant Cell Tumor in the Distal Radius

Santiago Lozano-Calderon (Boston, USA)

17.05

ID 201 - Does intraoperative surgical navigation improve consolidation in intercalary femur allograft reconstructions

Luis Aponte-Tinao (Buenos Aires, AR)

17.10

ID 285 - Outcomes of Hemicortical (Shark Bite) Resections in Extremity Sarcomas

Muhammad Riaz (Birmingham, UK)

17.15

ID 358 - Proximal tibia reconstruction with osteoarticular allografts – a retrospective mono institutional review over a 30-year span

Nicola Seoni (Bologna, IT)

17.20
17.30

Discussion

TUESDAY April 29th, 2025

MANTEGNA – PLENARY ROOM 1st Floor

17.30 Session 10
19.00 INFECTION AND ROLE OF ORTHOPLASTY

Moderators: **Walid Ebeid** (Giza, EG), **Cesare Tiengo** (Padova, IT)

17.30 KEYNOTE LECTURE:
17.40 INFECTION AND ROLE OF ORTHOPLASTY

Andrea Angelini (Padova, IT)

17.40 **ID 6** - Changes in Clinical Practice Following Publication of the Prophylactic Antibiotic Regimens In Tumor Surgery (PARITY) Randomized Controlled Trial
Michelle Ghert (Baltimore, USA)

17.45 **ID 8** - The burden of Surgical Site infections with pathogens presumably resistant to perioperative prophylaxis in orthopedic tumor surgery: Secondary analysis of the PARITY trial
Michelle Ghert (Baltimore, USA)

17.50 **ID 15** - The effect of prophylaxis type on periprosthetic infection in patients with reconstruction with modular endoprosthesis
Mustafa Onur Karaca (Ankara, TR)

17.55 **ID 61** - Comparative Effectiveness of Silver-Coated Implants in Periprosthetic Infection Prevention: A Systematic Review and Meta-Analysis
Erhan Okay (Istanbul, TR)

18.00 **ID 92** - Pre-biopsy Inflammatory Markers for Predicting Prosthetic Joint Infection in Patients with Osteosarcoma
Ibrahim Halil Demir (Ankara, TR)

18.05 **ID 141** - What Is the Diagnostic Performance and Accuracy of Serum Inflammatory Biomarkers and Synovial Fluid Analysis in Megaprosthesis Periprosthetic Joint Infections?
Santiago Lozano-Calderon (Boston, USA)

18.10 Discussion
18.15

18.15 **ID 214** - Postoperative infection rates in patients with osseous allograft treatment: A retrospective analysis
Fabrice Scheurer (Zurich, SW)

18.20 **ID 295** - Prosthetic joint infection of endoprostheses during chemotherapy
Jonathan Stevenson (Birmingham, UK)

18.25 **ID 326** - Wound healing disorders and deep infections after soft tissue sarcoma resection of the lower extremity
Markus Hanna (Vienna, AT)



TUESDAY April 29th, 2025

MANTEGNA – PLENARY ROOM 1st Floor

-
- 18.30 **ID 340** - Early outcomes of 1.5 stage revision of femoral endoprosthesis replacements for the management of infection
Jaspriit Kaur (*Birmingham, UK*)
-
- 18.35 **ID 347** - Outcomes of wound healing with a topical skin adhesive after tumor Resection
Lee Zuckerman (*Los Angeles, USA*)
-
- 18.40 **ID 348** - Five-year follow-up on wound VAC temporization strategy pending final negative margin achievement in myxofibrosarcoma
Santiago Lozano-Calderon (*Boston, USA*)
-
- 18.45 Discussion
18.50
-
- 18.50 KEYNOTE LECTURE:**
**19.00 THE PROPHYLACTIC ANTIBIOTIC REGIMENS IN TUMOR SURGERY (PARITY).
INTERNATIONAL RANDOMIZED CONTROLLED TRIAL**
Michelle Ghert (*Baltimore, USA*)
-

End of the second day of Congress

20.30 GALA DINNER

Villa Foscari | Via Doge Pisani, 1 | 30039 Stra (VE)

TUESDAY April 29th, 2025

GIOTTO BALCONATA – PARALLEL ROOM 3rd Floor

08.00 Session 11

09.00 NEW STRATEGIES IN BENIGN TUMORS

Moderators: **Ivan Bohacek** (Zagreb, HR), **Costantino Errani** (Bologna, IT)

08.00 KEYNOTE LECTURE:

08.10 NEW STRATEGIES IN BENIGN TUMORS

Rob Pollock (London, UK)

08.10 **ID 146** - Radiographic outcomes and recurrence rates of pediatric patients treated with calcium sulfate / calcium phosphate bone substitute for benign bone tumors

Karim Masrouha (New York, USA)

08.15 **ID 314** - Pexidartinib use in patients with tenosynovial giant cell tumor: an analysis of the phase 3 randomized ENLIVEN clinical trial according to surgical history

Emanuela Palmerini (Bologna, IT)

08.20 **ID 264** - Fixation with carbon fiber plates after curettage in benign locally aggressive bone tumors: clinical and radiographic outcomes

Edoardo Ipponi (Pisa, IT)

08.25 **ID 265** - Adjuvant cryosurgery therapy for Giant Cell Tumor of Bone around the knee – 129 GCTB treated by open curettage and adjuvant cryosurgery

Ron Batash (Asckelon, IL)

08.30 **ID 284** - Results of joint-preserving treatment of giant cell tumors of the bone on the proximal humerus

Alexander Klein (Munich, DE)

08.35 **ID 299** - The evolution of Denosumab use for GCTB in time

Mylène Duivenvoorden (Amsterdam, NL)

08.40 Discussion
09.00



TUESDAY April 29th, 2025

GIOTTO BALCONATA – PARALLEL ROOM 3rd Floor

09.00 Session 12
10.30 WHAT'S NEW IN SOFT TISSUE SARCOMAS

Moderators: **Maya Niethard** (Regensburg, DE), **Josè Casanova** (Coimbra, PT)

09.00 KEYNOTE LECTURE:
09.10 WHAT'S NEW IN SOFT TISSUE SARCOMAS
Domenico Andrea Campanacci (Firenze, IT)

09.10 **ID 9** - The Surveillance After Extremity Tumor Surgery (SAFETY) International Multi-Center Randomized Controlled Trial: Enrolment Complete
Michelle Ghert (Baltimore, USA)

09.15 **ID 26** - Prospective study of infiltration of sarcoma edema tail: predisposing factors and clinical relevance. Is edema tail contaminated tissue?
Irene Barrientos-Ruiz (Madrid, ES)

09.20 **ID 30** - Frequency in grading changes of soft tissue sarcomas upon local recurrence or distant metastasis
Maria Anna Smolle (Graz, AT)

09.25 **ID 37** - Clear surgical margins as a prognostic indicator for disease recurrence, with no impact on survival rates in patients with myxofibrosarcoma
Michal Mahdal (Brno, CZ)

09.30 **ID 56** - Comparing high-grade non-rhabdomyosarcoma soft tissue sarcoma in adult and pediatric populations
Mikaela Sullivan (Rochester, USA)

09.35 **ID 109** - Clinical and oncological outcome in patients with Malignant Peripheral Nerve Sheath Tumors (MPNST): A single center retrospective study
Ioannis Trikoupis (Athens, EL)

09.40 Discussion
09.50

09.50 **ID 124** - Wound complications and associated factors following surgery for soft tissue sarcomas of the thigh: Retrospective analysis of 45 cases
Mustafa Onur Karaca (Ankara, TR)

09.55 **ID 128** - The Relationship Between Tru-cut Biopsy Needle Size And Diagnosis Rates of Soft Tissue Sarcomas: Double-Blind Randomized Controlled Study
Ömer Faruk Naldöven (Ankara, TR)

TUESDAY April 29th, 2025

GIOTTO BALCONATA – PARALLEL ROOM 3rd Floor

- 10.00 **ID 245** - Controversies in the management of soft tissue sarcoma: the top recommendations from the Conference on Challenges in Sarcoma (CCS) 2024
Dimosthenis Andreou (Essen, DE)
- 10.05 **ID 254** - Relationship between the distance from the tumor to major blood vessels and prognosis of deep soft tissue sarcomas
Tadashi Iwai (Osaka, JP)
- 10.10 **ID 282** - Comparison of Five-Year Oncological Outcomes Between Deep and Superficial Soft Tissue Sarcomas: A Retrospective Analysis
Enes Kanay (Istanbul, TR)
- 10.15 **ID 291** - Distinct patterns of metastatic spread in leiomyosarcoma: A comparative analysis of truncal and extremity tumors
Anthony Griffin (Toronto, CA)
- 10.20 Discussion
10.30

10:30
11:00 **Coffee Break in the Exhibit Hall**

11.30
11.00 **Session 13**
SOFT TISSUE TUMORS AND INOPERABLE TUMORS: WHAT'S NEW

Moderators: **Stefano Bastoni** (Milano, IT), **Ramses Forsyth** (Brussels, BE)

- 11.30**
11.40 **KEYNOTE LECTURE:**
SOFT TISSUE TUMORS AND INOPERABLE TUMORS: WHAT'S NEW
Thomas Baad-Hansen (Aarhus, DK)
- 11.40 **ID 48** - Effect on survival after implementation of Danish cancer patient pathways in deep-seated high-grade soft tissue sarcomas in the extremities and trunk wall: A retrospective observational study
Michala Skovlund Sørensen (Copenhagen, DN)
- 11.45 **ID 57** - Outcomes of pediatric non-rhabdomyosarcoma soft-tissue sarcomas of the Extremities
Mikaela Sullivan (Rochester, USA)
- 11.50 **ID 91** - Synovially-based lesions of the knee...how often are they malignant?
Charles Baird (Birmingham, UK)



TUESDAY April 29th, 2025

GIOTTO BALCONATA – PARALLEL ROOM 3rd Floor

-
- 11.55 **ID 189** - Isolated Limb Perfusion Can Deter Amputation Indication in Initially Non-Salvageable Sarcomas
Jan Lesenský (*Praga, CZ*)
-
- 12.00 **ID 198** - Safety and efficacy of spot-scanning proton therapy for inoperable desmoid tumors
Maciej Pelak (*Salzburg, AT*)
-
- 12.05 **ID 204** - Risk Factors for Postoperative Fractures After Soft-Tissue Sarcoma (STS) Resection Of The Lower Extremities
Lehner Burkhard (*Heidelberg, DE*)
-
- 12.10 Discussion
12.20
-
- 12.20 **ID 208** - Evaluating Outcomes for Primarily Unresectable Chondrosarcoma
Hanna Liikanen (*Birmingham, UK*)
-
- 12.25 **ID 213** - Clear Cell Sarcoma: A Retrospective Case Series from a Single Tertiary Orthopedic Tumor Unit
Natalie Green (*Birmingham, UK*)
-
- 12.30 **ID 216** - What are the Results of Resection of Soft Tissue Sarcoma of the Distal Lower Leg?
Eiji Nakata (*Okaiama, JP*)
-
- 12.35 **ID 280** - Validation of the Personalized Sarcoma Care (PERSARC) Prognostic Tool in Turkish Patients with Soft Tissue Sarcomas: A Single-Center Experience
Enes Kanai (*Istanbul, TR*)
-
- 12.40 **ID 300** - Presentation and outcomes of extraskeletal chondrosarcomas treated with surgical Resection
Lee Zuckerman (*Los Angeles, USA*)
-
- 12.45 **ID 320** - Survival and Complication Profile in Myxoid Liposarcomas
Berkay Doğan (*Istanbul, TR*)
-
- 12.50 Discussion
13.00

13.00 **Buffet Lunch in the Exhibit Hall**
14.00

TUESDAY April 29th, 2025

GIOTTO BALCONATA – PARALLEL ROOM 3rd Floor

14.00 Session 14

15.30 FREE PAPERS - BIOLOGIC RECONSTRUCTIONS

Moderators: **Gerhard Hobusch** (Vienna, AT), **Merter Yalcinkaya** (Istanbul, TR)

14.00 KEYNOTE LECTURE:

14.10 FREE PAPERS BIOLOGIC RECONSTRUCTIONS

Eduardo Botello (Santiago, CL)

14.10 **ID 25** - Sharkbite Resection of Bone in Management Surface Bone Sarcomas
Ahmed Eldesouqi (Alexandria, EG)

14.15 **ID 31** - Use of bone transport nails for reconstruction of lower-limb diaphyseal defects in sarcoma patients: A case series
Maria Anna Smolle (Graz, AT)

14.20 **ID 40** - The outcome of closed system vs open system cryo ablation, a comparative study
Ahmad Shehadeh (Amman, JO)

14.25 **ID 85** - Long-term follow-up of vascularized fibular epiphyseal transfers in children following oncological resections
Adyb - Adrian Khal (Oradea, RO)

14.30 **ID 138** - What Are the Long-Term Clinical and Functional Outcomes After Hemicortical Allograft Reconstruction for Primary Bone Tumors?
Santiago A. Lozano-Calderon (Boston, USA)

14.35 Discussion
14.45

14.45 **ID 248** - Reconstruction of intercalary tibia defects using FAST - Fibula-Assisted Segment Transport
Anna Maria Rachbauer (Muenster, DE)

14.50 **ID 261** - Digit-sparing surgery for hand bone tumors: The results of en-bloc bone resection and replacement with osteoarticular allografts
Lorenzo Andreani (Pisa, IT)

14.55 **ID 305** - Extreme biologic reconstruction with magnetic lengthening nails
Lee Zuckerman (Los Angeles, USA)

15.00 **ID 306** - Aneurysmal bone cyst: A retrospective analysis of patients treated at Helsinki University Hospital
Gilber Kask (Helsinki, FI)



TUESDAY April 29th, 2025

GIOTTO BALCONATA – PARALLEL ROOM 3rd Floor

15.05
15.30 Discussion

15.30
16.00 **Coffee Break in the Exhibit Hall**

16.30 **Session 15**
17.00 **HOW TO WRITE A PAPER**
Moderators: **Andreas Mavrogenis** (Athens, EL), **Elisa Pala** (Padova, IT)

16.30 Introduction
Elisa Pala (Padova, IT)

16.35 Technical suggestions: from a project to a paper
Andreas Mavrogenis (Athens, EL)

16.50
17.00 Discussion

17.00 **ENOVIS LECTURE**
17.15 How 3D printing technologies are supporting
highly complex cases management
Pietro Ruggieri (Padova, IT), **Andrea Angelini** (Padova, IT)



17.30 **INVITED LECTURE**
18.00 Presenter: **Elisa Pala** (Padova, IT)
Limb salvage in bone tumor surgery: insights from a personal practice
Oleg Vyrva (Kharkiv, UA)

18.00 **BIOCOMPOSITES LECTURE**
18.15 The use of carriers in treatment
and prevention of infections (STIMULAN®)
Lee Jeys (Birmingham, UK)



End of the second day of Congress

20.30 **GALA DINNER**
Villa Foscari | Via Doge Pisani, 1 | 30039 Stra (VE)

WEDNESDAY April 30th, 2025

MANTEGNA – PLENARY ROOM 1st Floor

08.00 Session 16

09.30 RECONSTRUCTIONS AND COMPLICATIONS

Moderators: **Fabrice Fiorenza** (Limoges, FR), **Pietro Ruggieri** (Padova, IT)

08.00 KEYNOTE LECTURE:

08.10 RECONSTRUCTIONS AND COMPLICATIONS

Matthew Houdek (Rochester, USA)

08.10 **ID 35** - Telangiectatic Osteosarcoma (TOS) of the Extremity – Retrospective Review of a Single Center. Is Early Limb Salvage a Reasonable Option?

Vineet Kurisunkal (Birmingham, UK)

08.15 **ID 55** - Long Term Results of Non-Invasive Expandable Prosthesis with Adult Conversion

Ashley Castan (Newark, USA)

08.20 **ID 76** - Foot and Joint Preservation in Ankle Tumor Surgery: A Multicenter Retrospective Study

Enes Kanay (Istanbul, TR)

08.25 **ID 130** - Functional Outcomes of Reverse Shoulder Arthroplasty and Allograft-Prosthetic Composite in Oncologic Patients

Lotte Roelien van der Linden (Boston, USA)

08.30 **ID 149** - The Risk of Venous Thromboembolism (VTE) in Orthopedic Oncology Patients Extends Far Beyond the Index Operative Hospital Admission Necessitating Long-Term Surveillance

Karim Masrouha (New York, USA)

08.35 **ID 169** - About 60 Guepar prostheses in osteosarcoma: what will happen after 35 years of follow-up?

Eric Mascal (Paris, FR)

08.40 Discussion
08.50

08.50 **ID 318** - Extraarticular Resection Preserving Extensor Mechanism in Primary Malignant Bone Tumors around the Knee: Surgical Technique and Complications

Berkay Doğan (Istanbul, TR)

08.55 **ID 327** - Oncological Outcomes Following Treatment of Periosteal Osteosarcoma

Bhim Bahadur Shreemal (Birmingham, UK)



WEDNESDAY April 30th, 2025

MANTEGNA – PLENARY ROOM 1st Floor

-
- 09.00 **ID 328** - Impact of gluteal muscle fixation on hip dislocation in tumor patients with a modular prosthesis of the proximal femur
Markus Hanna (Vienna, AT)
-
- 09.05 **ID 337** - Acetabular wear and functional outcomes after proximal femur tumor resection
Mustafa Onur Karaca (Istanbul, TR)
-
- 09.10 **ID 344** - Surgical outcomes of pediatric bone tumor resections after national centralization of care in the Netherlands
Lizz van der Heijden (Leiden, NL)
-
- 09.15 **ID 356** - What are the complications, reconstruction survival and functional outcomes of modular prosthesis and allograft-prosthesis composite for proximal femur reconstruction in adults with primary bone tumors
Ahmed Atherley O'Meally (Bologna, IT)
-
- 09.20 Discussion
09.30
-

09:30 Session 17

10:30 SPINAL AND SACRAL SURGERY

Moderators: **Philipp Funovics** (Vienna, AT), **Andrea Angelini** (Padova, IT)

09:30 KEYNOTE LECTURE:

09:40 SPINAL AND SACRAL SURGERY

F. Hornicek (Miami, FL)

- 09.40 **ID 67** - The Surgical Management of Gross Chordoma (≥ 50 mm or ≥ 25 cc): A Single-Center Retrospective Study
Sefa Giray Batıbay (Istanbul, TR)
-

- 09.45 **ID 68** - Surgical Outcomes in Oncological Sacrectomy: A Detailed Analysis of Surgical Site Infections (SSI)
Sefa Giray Batıbay (Istanbul, TR)
-

- 09.50 **ID 122** - The placement of intraoperative epidural catheters reduces inpatient postoperative pain and opioid usage after complex oncologic spine surgery: a propensity score weighted analysis
Shalin Patel (Houston, USA)
-

- 09.55 **ID 136** - Investigating the Biomechanical Effects of Bone Graft Type on a Complex Spinopelvic Reconstruction: A CT-based 3D Finite Element Analysis
Ritika Menghani (Houston, USA)
-

WEDNESDAY April 30th, 2025

MANTEGNA – PLENARY ROOM 1st Floor

- 10.00 **ID 137** - Less invasive resections of spinal osteoid osteomas and osteoblastomas with intraoperative MRI
Hagen Fritzsche (Dresda, DE)
- 10.05 **ID 147** - Impact of Unplanned 30-Day Readmission on Mortality Risk in Patients with Sacrococcygeal Chordomas: A National Cancer Database Analysis
Karim Masrouha (New York, USA)
- 10.10 **ID 273** - Robot-assisted one-stage combined anterior and posterior approach to sacral chordomas. A new frontier for multidisciplinary surgical treatment
Lorenzo Andreani (Pisa, IT)
- 10.15 **ID 339** - Carbon fibre-reinforced PEEK implants for vertebral body replacement of the cervical spine: Surgical, functional, and oncological outcomes
Philipp Theodor Funovics (Vienna, AT)
- 10.15
10.30 Discussion

10.30 PRESIDENTIAL SESSION
11.00 INTERNATIONAL REGISTRIES: AN UPDATE

Moderator: **Joanna Szkandera** (Graz, AT)

10.30 Update on Sarcoma Registries

10.40 **Benjamin Miller** (Iowa City, USA)

10.40 Teaching and Learning

10.50 **Michiel van de Sande** (Leiden, NL)

10.50 Discussion

11.00 UNITED ORTHOPEDIC WORKSHOP
12.00

Discovery of the USTAR Ancillary Surgical Instruments

Speakers: **Serge Colani, Malcolm Pearson**

GALILEO ROOM – 1st Floor



UNITED
ORTHOPEDIC



WEDNESDAY April 30th, 2025

MANTEGNA – PLENARY ROOM 1st Floor

11.00 Session 18
11.30 UPDATE IN MEDICAL TREATMENTS OF SARCOMAS

Moderators: **Joanna Szkandera** (Graz, AT), **Emanuela Palmerini** (Bologna, IT)

11.00 Standards and New Developments in the Treatment of Soft Tissue Sarcoma
11.10 **Antonella Brunello** (Padova, IT)

11.10 Standards and New Developments in the Treatment of Bone Sarcoma
11.20 **Joanna Szkandera** (Graz, AT)

11.20 Standards and New Developments in the Treatment of TGCT and Desmoid Tumors
11.30 **Silvia Stacchiotti** (Milano, IT)

11:30
12:00 **Coffee Break in the Exhibit Hall**

12.00 CAMPANACCI LECTURE

12.30 Presenters: **Pietro Ruggieri** (Padova, IT), **Andrea Angelini** (Padova, IT)

Sarcoma diagnosis in the “omics” era: promises and challenges
Angelo Paolo Dei Tos (Padova, IT)



12:30 EXACTECH SYMPOSIUM
**13:30 The active intelligence: Equinoxe total shoulder
GPS navigation with humeral reconstruction prosthesis**

12:30 Welcome
Pietro Ruggieri (Padova, IT)

12:35 Indications and navigation planning for HRP
Elisa Pala (Padova, IT)

12:50 The use of Exactech HRP after tumor resection: advantages and results



13:05 Case presentations
Giulia Trovarelli (Padova, IT)

13:15 Q&A

13:25 Conclusions
13:30 **Elisa Pala** (Padova, IT)

WEDNESDAY April 30th, 2025

MANTEGNA – PLENARY ROOM 1st Floor

13.30
14.30 **GENERAL ASSEMBLY**

14.30
15.00 *Buffet Lunch in the Exhibit Hall*

15.00
16.00 **Session 19**
ARTIFICIAL INTELLIGENCE AND ETHICS

Moderators: Laura Campanacci (Bologna, IT), Cirstoiu Catalin (Bucharest, RO)

15.00
15.10 **KEYNOTE LECTURE:**
ARTIFICIAL INTELLIGENCE AND ETHICS
Andreas Leithner (Graz, AT)

15.10 **ID 12** - Challenging The Multidisciplinary Tumor Board: Can AI Match Expert Decisions In Sarcoma Care?
Michele Di Lonardo (Pisa, IT)

15.15 **ID 20** - Comparative analysis of Deep Learning frameworks for automated pelvic bone tumor segmentation: clinical implications for radiotherapy and surgical applications
Tanya Fernández-Fernández (Madrid, ES)

15.20 **ID 142** - Advancing Prognostics in Oncology: Machine Learning Models for Predicting 2-Year and 5-Year Survival Rates in Patients with Undifferentiated Pleomorphic Sarcoma
Santiago Lozano-Calderon (Boston, USA)

15.25 **ID 167** - Evaluation of ChatGPT and Gemini Responses to Common Patient Inquiries Regarding Bone Sarcomas According to ESMO Guidelines
Hüseyin Bilgehan Çevik (Ankara, TR)

15.30 **ID 309** - The use of mixed reality technology in pediatric surgery for bone and soft tissue tumors - a single institution experience
Krzysztof Bronowicki (Warsaw, PL)

15.35 **ID 350** - Can AI Speak Bone? Evaluating the Accuracy of Responses to Common Patient Questions in Orthopedic Oncology
Abdullah Ghali (Houston, USA)

15.40 **ID 351** - Breaking Language Barriers: Assessing AI's Accuracy in Multilingual Responses About Bone Tumors
Youssef Khalafallah (Houston, USA)



WEDNESDAY April 30th, 2025

MANTEGNA – PLENARY ROOM 1st Floor

15.45 A multimodal AI model for prediction of the survival in sarcoma

Anthony Bozzo (*Montreal, CA*)

15.50 Conclusions

16.00 **Valery O. Lewis** (*Houston, USA*)

16.00 **CLOSING CEREMONY**

16.30 **E. Pala, P. Ruggieri, J. Szkandera, A. Angelini**

AWARD CEREMONY

Best Papers and Best Posters

PRESENTATION OF THE 2026 EMSOS MEETING

J. Casanova

CLOSING REMARKS

E. Pala, P. Ruggieri

WEDNESDAY April 30th, 2025

GIOTTO BALCONATA – PARALLEL ROOM 3rd Floor

08.00 Session 20
09.30 FREE PAPERS - BENIGN TUMORS

Moderators: **Olga Savvidou** (Athens, EL), **A.M. Bramer** (Amsterdam, NL)

08.00 KEYNOTE LECTURE:
08.10 FREE PAPERS BENIGN TUMORS

Josè Casanova (Coimbra, PT)

08.10 **ID 2** - Impact of Early vs. Late Surgical Intervention on Outcomes in Hand Enchondroma with Pathological Fracture
Bilgehan Çevik (Ankara, TR)

08.15 **ID 14** - Aneurysmal Bone Cysts (ABC): Retrospective Analysis of 258 Cases
Mustafa Onur (Ankara, TR)

08.20 **ID 23** - Clinical outcome of curettage in atypical cartilaginous tumors of the long bones
Claire Scholte (Leiden, NL)

08.25 **ID 45** - Brown tumor as the first symptom of primary hyperparathyroidism: diagnostic and clinical challenges in our own cases
Marta Karpik (Białystok, PL)

08.30 **ID 87** - No fractures with the use of a calcium phosphate / calcium sulfate synthetic graft in lower extremity pediatric benign bone tumors of long bones without the use of hardware
Karim Masrouha (New York, USA)

08.35 **ID 125** - Safety and efficacy with Vimseltinib in patients with tenosynovial giant cell tumor who received no prior anti-colony-stimulating factor 1 therapy: ongoing phase 2 study
Michiel van de Sande (Leiden, NL)

08.40 **ID 231** - Hand tumors: Retrospective evaluation of 223 patients in a single center
Nevzat Dabak (Kastamonu, TR)

08.45 **ID 258** - Management and oncologic outcomes in primary osseous malignancies in the foot: a literature review and single-center experience
Floortje Verspoor (Amsterdam, NL)

08.50 **ID 286** - Bioactive glass is a good alternative to autograft for filling after curettage of benign or intermediate malignant bone lesions
Bourbotte-Salmon Florian (Lyon, FR)



WEDNESDAY April 30th, 2025

GIOTTO BALCONATA – PARALLEL ROOM 3rd Floor

-
- 08.55 **ID 298** - Evaluation of the surgical management of the skeleton in patients with Ollier's disease and Maffucci syndrome
Lee Zuckerman (*Los Angeles, USA*)
-
- 09.00 **ID 316** - Lower Extremity Deformity Development in Hereditary Multiple Exostosis (HME) Cases
Berkay Doğan (*Istanbul, TR*)
-
- 09.05 **ID 360** - Malignant and Benign Bone and Soft Tissue Lesions of the Foot
Elisa Pagliarini (*Padova, IT*)
-
- 09.10 **ID 361** - Pigmented Villonodular Synovitis of the foot and ankle joints: combined multicenter study
Alberto Crimi (*Padova, IT*)
-
- 09.15 Discussion
09.30
-

09.30 **SPAGN SESSION** 10.30

Moderator: Kathrin Schuster (Wölfersheim, DE)

-
- 09:30 Welcome to Sarcoma Patient Advocacy Global World: Patient Advocates & Experts as Partners in Sarcoma Care and Research
Ornella Gonzato (*Udine, IT*)
-
- 09:40 Focusing on the Sarcoma Diagnostic Process: Findings of the SPAGN Global Sarcoma Diagnosis Pathway Survey
Kathrin Schuster (*Wölfersheim, DE*)
-
- 09:55 Focusing on Needs and Priorities of Bone Sarcoma Patients: Findings of the FOSTER Patient & Parent Group Survey
Kathrin Schuster (*Wölfersheim, DE*)
-
- 10:05 The Bone Sarcoma Alliance: Challenges and opportunities for the Global Bone Sarcoma Community
Ornella Gonzato (*Udine, IT*)
-
- 10:10 Patient's preferences in bone sarcoma surgery: A real-life perspective
Nicole Ciani (*Bologna, IT – Oxford, UK*)
-
- 10:25 Q&A
-

WEDNESDAY April 30th, 2025

GIOTTO BALCONATA – PARALLEL ROOM 3rd Floor

10.30 Session 21
11.30 FUNCTIONAL RESULTS AND Q&L

Moderators: **Hazem Wafa** (Leuven, BE), **Burkhard Lehner** (Heidelberg, DE)

10.30 KEYNOTE LECTURE:
10.40 FUNCTIONAL RESULTS AND Q&L
Eduardo Ortiz-Cruz (Madrid, ES)

10.40 **ID 118** - How Do the Functional Outcomes Vary Based on Ethnicity and Sex Following Tumor Resection and Endoprosthetic Reconstruction?
– A Secondary Analysis from the PARITY trial
Santiago A. Lozano-Calderon (Boston, USA)

10.45 **ID 247** - Gait stability long-term after a rotationplasty
Gitte G.J. Krebbekx (Amsterdam, NL)

10.50 **ID 249** - Return to sport following local treatment of pediatric bone tumors in the Extremities
W. Peter Bekkering (Utrecht, NL)

10.55 **ID 308** - Body image of adolescent and adult patients in follow-up after a pediatric bone sarcoma: impact of location and local treatment
Hinke van der Hoek (Utrecht, NL)

11.00 **ID 311** - Targeted Muscle Reinnervation for pain relief in Orthopedic Oncology amputees
Raymond Yau (Hong Kong, TH)

11.05 **ID 338** - Quality evaluation of functional outcome measurement instruments in patients with bone sarcoma of the pelvis or lower extremity: a systematic review using COSMIN
Kiki J Blom (Utrecht, NL)

11.10 **ID 362** - Long term outcomes of 'tibia into acetabulum' (Winkelmann Type B IIIa) Rotationplasty after total femur excision in children
Ashish Gulia (Mumbai, ID)

11.15 Discussion
11.30



WEDNESDAY April 30th, 2025

GIOTTO BALCONATA – PARALLEL ROOM 3rd Floor



UNITED
ORTHOPEDIC

11.00
12.00

UNITED ORTHOPEDIC WORKSHOP

Discovery of the USTAR Ancillary Surgical Instruments

Speakers: **Serge Colani, Malcolm Pearson**

GALILEO ROOM – 1st Floor

11:30
12:00

Coffee Break in the Exhibit Hall

13.30
14.30

GENERAL ASSEMBLY

MANTEGNA – PLENARY ROOM 1st Floor

14.30
15.00

Buffet Lunch in the Exhibit Hall

15.00
16.00

Session 22

MANAGEMENT AFTER WHOOPS SURGERY

Moderators: **Massimiliano De Paolis** (Bologna, IT), **Ashish Gulia** (Mumbai, ID)

15.00
15.10

KEYNOTE LECTURE:

MANAGEMENT AFTER WHOOPS SURGERY

Shintaro Iwata (Tokyo, JP)

15.10

ID 43 - Core needle biopsies in sarcoma patients: Should we always resect the biopsy tract? A survey among EMSOS members

Magdalena Gilg (Graz, AT)

15.15

ID 131 - Inadvertent fixation of pathological fractures of the proximal femur after primary bone sarcoma

Tolgahan Cengiz (Cairo, EG)

15.20

ID 164 - Whoops surgery and recurrent sarcoma, a case of a multidisciplinary approach of Success

Bianca Sousa Barros (Porto, PT)

WEDNESDAY April 30th, 2025

GIOTTO BALCONATA – PARALLEL ROOM 3rd Floor

-
- 15.25 **ID 199** - Grade 2 central chondrosarcoma treated by intralesional curettage: observation or surgery? A multicentric retrospective study
Andrea Sambri (*Bologna, IT*)
-
- 15.30 **ID 218** - Management of pathological fractures of the proximal femur following prior inappropriate fixation
Sherif Ahmed Kamel (*Birmingham, UK*)
-
- 15.35 **ID 230** - The Impact of Surgical Margin Distance on Local Recurrence and Survival in Patients with Soft Tissue Sarcoma
Nevzat Dabak (*Samsun, TR*)
-
- 15.40 **ID 239** - The prognostic impact of residual tumor mass at re-resection following unplanned excision of soft tissue sarcomas
Teodora Todorova (*Skopje, NMK*)
-
- 15.45 **ID 364** - Unplanned excision of sarcomas: What are the effects of re-excision?
Frank Traub (*Mainz, DE*)
-
- 15.50 Discussion
16.00
-

16.00 CLOSING CEREMONY • MANTEGNA – PLENARY ROOM 1st Floor

16.30 E. Pala, P. Ruggieri, J. Szkandera, A. Angelini

AWARD CEREMONY

Best Papers and Best Posters

PRESENTATION OF THE 2026 EMSOS MEETING

J. Casanova

CLOSING REMARKS

E. Pala, P. Ruggieri



POSTER SESSION

-
- ID 3** Comprehensive Care of a Pediatric Patient After Primary Tumor Resection with the Use of a Post-Resection Implant, Who Has Reached Adulthood
Pawel Legosz, Bartosz Pachuta
Institute of Mother and Child
-
- ID 4** Don't Repeat Our Mistakes: Complications and Management of Total Femur Replacement in Non-Oncologic Patients
Pawel legosz¹, Zofia Wrzesniak²
¹*Institute of Mother and Child*
²*Medical University of Warsaw, Infant Jesus Teaching Hospital Bartlomiej Wilk*
-
- ID 7** Geographic Analysis of Microbiological Burden in Patients with Infected Endoprostheses: A Secondary Analysis of the PARITY Trial
Michelle Ghert¹, Caleb Gottlich², Sabine Kuster¹, Tim O'Shea¹, Dominik Mert¹, Hadia Farrukh¹
¹*McMaster University*
²*Texas Tech University Health Sciences Center*
-
- ID 11** Navigating Challenges In paediatric Oncology Nursing Evidence Based Practices & Future Direction in Egypt
Tanazor Hemdan Abdelhamed¹, Prof.Dr. Hoda Zaki²
¹*Faculty of Nursing Modern University for Technology & Information*
²*Dean of Faculty of Nursing Modern University for Technology & Information*
-
- ID 13** Changes in age-adjusted incidence and survival of patients with bone and soft tissue sarcoma over 4 decades across Austria.
Maria Anna Smolle¹, Florian Alexander Wenzl², Joanna Szkandera³, Susanne Scheipl¹, Bernadette Liegl-Atzwanger⁴, Jasminka Igrec⁵, Andreas Leithner¹
¹*Department of Orthopaedics and Trauma, Medical University of Graz, Austria*
²*Center for Molecular Cardiology, University of Zurich, Schlieren, Switzerland*
³*Division of Oncology, Department of Internal Medicine, Medical University of Graz, Austria*
⁴*Diagnostic and Research Institute of Pathology, Medical University of Graz, Austria*
⁵*Department of Radiology, Medical University of Graz, Austria*
-
- ID 18** ctDNA monitoring of translocation-associated sarcomas
Sophie Joch¹, Maria Anna Smolle², Karl Kashofer³, Andrea Thüringer³, Joanna Szkandera⁴, Martin Benesch¹, Amin El-Helieb⁵, Bernadette Liegl-Atzwanger⁶, Andreas Leithner², Markus G Seidel¹
¹*Division of Paediatric Haematology-Oncology, Department of Paediatrics and Adolescent Medicine*
²*Department of Orthopaedics and Trauma*
³*Institute of Pathology*
⁴*Division of Oncology, Department of Internal Medicine*
⁵*Gottfried Schatz Research Center, European Liquid Biopsy Society (ELBS)*
⁶*Institute of Pathology*
-

POSTER SESSION

-
- ID 19** Limb myoepithelial carcinoma: the importance of high suspicion and aggressive management for optimal outcomes
Tanya Fernández-Fernández¹, Carmen Begara-Bretón¹, Lydia Mediavilla-Santos¹, Francisco Alijo Serrano², Carolina Agra-Pujol², Rubén Pérez-Mañanes¹, José Antonio Calvo-Haro¹
¹Orthopaedic Oncology, Gregorio Marañón General University Hospital
²Musculoskeletal Pathology, Gregorio Marañón General University Hospital
-
- ID 21** Use of robotic technology in spine oncological surgery
Juan Luis Cebrián¹, García-Maroto Roberto Carlos¹, Manrique-Gamo Elena¹, Herzog Raul¹, Blanco-Traba Inés¹, Bartrina Andrés¹
¹Musculoskeletal Oncology Surgery Unit, Traumatology and Orthopedic Surgery Department, Hospital Clínico San Carlos, Madrid, Spain
-
- ID 24** Multidisciplinary postoperative care in pediatric thoracic surgeries for oncological treatment: insights from the Institute of Mother and Child (IMiD)
Katarzyna Maleszewska, Iwona Malesza, Joanna Pruban, Mariola Wujec, Ewa Kołacz, Anna Wyka-Wojeńska, Anna Raciborska
Institute of Mother and Child in Warsaw, Poland
-
- ID 29** Results of Quality of Life After Resection of the Posterior Compartment of the Arm and Reconstruction in Patients with Tumor Pathology
Cebrián-Parra Juan Luis, García-Maroto Roberto Carlos, Manrique-Gamo Elena, Herzog Raul, Iniesta-Lima Beatriz, Coderch-Carretero Jaime
Musculoskeletal Oncology Surgery Unit, Traumatology and Orthopedic Surgery Department, Hospital Clínico San Carlos, Madrid, Spain
-
- ID 32** Outcomes in Oncologic Surgery and Survival Analysis in Patients Over 60 Years with Primary Bone Tumors
Angel Antonio Gonzalez Garcia, Irene Barrientos Ruiz, Eduardo Ortiz Cruz, Manuel Peleteiro Pensado, Luis Palacios Diaz, Rodrigo Merino Rued, Jorge Sanchez Mateos
Hospital Universitario La Paz Madrid
-
- ID 33** Functional outcomes and complications of intralesional surgery in Giant Cell Tumor
Jaime Bedia, Roberto García Maroto, Jaime Bedia, Elena Manrique, Javier Buendía, Eduardo Ossuna, Pedro Lalueza, Juan Luis Cebrián
Musculoskeletal Oncology, Orthopaedics Surgery and Traumatology Department, Hospital Clínico San Carlos, Madrid, Spain
-



POSTER SESSION

-
- ID 34** Solitary Infantile Myofibromatosis of the Extremities: Do Size of the Tumor and Beta- Catherin Positivity Affect Recurrence?
Hüseyin Emre Tepedelenlioğlu¹, Mustafa Onur Karaca^{1,2}, Şefik Murat Arıkan³, Tolga Tolunay³, Güray Tezer Kutluk⁴
¹Ankara Etlik City Hospital
²Ankara University Faculty of Medicine
³Gazi University Faculty of Medicine
⁴Hacettepe University Faculty of Medicine
-
- ID 36** Joint-Sparing, Minimally Invasive Surgical Management of Bone Metastases: A Case Series
Christian Spiegel¹, Wolfram Weschenfelder¹, Michelle Müller¹, Gunther O. Hofmann¹
¹University Hospital Jena
-
- ID 39** Is antibiotics holiday really useful in two stage revision for deep periprosthetic infection in limb salvage surgery?
Ahmad Shehadeh
King Hussein cancer Center
-
- ID 42** Hyperthermia Combined with Traditional Treatment for Sarcoma
Yoko Hagiwara, Hiroto Kamoda, Hideyuki Kinoshita, Tsukasa Yonemoto
Chiba Cancer Center
-
- ID 44** Point-of-Care manufacturing of custom 3D implants in musculoskeletal oncologic surgery. Prospective study: clinical, functional results and cost analysis
Javier Orozco Martínez¹, Tanya Fernández-Fernández², Lydia Mediavilla-Santos², José Antonio Calvo-Haro², Rubén Pérez-Mañanes³
¹Orthopaedic Surgery and Traumatology Gregorio Marañón General University Hospital
²Department of Orthopaedic Surgery and Traumatology – Musculoskeletal Oncology Division. Hospital General Universitario Gregorio Marañón
³Advanced Planning and 3D Manufacturing Unit, Gregorio Marañón General University Hospital
-
- ID 46** Hydatid cyst of the thigh simulated the tumor mass - a rare case and challenging diagnosis
Marta Karpik, Marcin Kobyliński, Rodrigo Cosme de Esteban, Jakub Szklaruk, Saddam Af Sammoudi, Marek Bielecki, Krzysztof Koryszewski
Medical Univeristy of Bialystok, Department of Ortopedic and Traumatology
-

ID 47 Evaluation of a Hollow Stem to Decrease Incidence of Bone Cement Implantation Syndrome

Jessa Fogel¹, Ugochukwu Udogwu¹, Danielle Sim², Mario Sahlani¹, Ryan Smith², Kevin Aroom³, Robert E. Fischell⁴, Vincent Ng¹

¹University of Maryland, Department of Orthopedics

²University of Maryland School of Medicine

³University of Maryland

⁴Institute for Biomedical Devices

ID 50 Stump lengthening procedure as an option to maintain function after hip exarticulation in osteosarcoma: A case report

Kira Barlow, Andreas Krieg

University and Childrens Hospital Basel, Pediatric Orthopaedics

ID 51 Preclinical use of isothermal microcalorimetry to detect drug resistance in osteosarcoma in patient derived 3D osteosarcoma culture: exemplified on doxorubicin

Kira Barlow¹, Zihe Huo², Chengxiang Li³, Stefan Holland-Cunz², Olivier Braissant⁴, Nicolas von der Weid⁵, Andreas Krieg², Stephanie Gros²

¹Department of Pediatric Orthopedics, University Childrens Hospital Basel, Bone and Soft Tissue Sarcoma Center, University of Basel

²Department of Pediatric Surgery, Department of Clinical Research, University of Basel and University Childrens Hospital Basel

³Department of Pediatric Orthopedics, University Childrens Hospital Basel, Bone and Soft Tissue Sarcoma Center, University of Basel

⁴Department of Biomedical Engineering, University of Basel

⁵Department of Hematology-Oncology, University Childrens Hospital, Basel

ID 58 Rotationplasty as an effective limb salvage option in the adult population

Mikaela Sullivan, Alexandra Arguello, Stephen Sems, Matthew Houdek

Mayo Clinic Department Of Orthopedic Surgery

ID 59 Extra-skeletal soft tissue metastasis of osteosarcoma of bone

Ahmed Eldesouqi

Department of Orthopedics and Traumatology, University of Alexandria, Egypt

ID 60 Innovative Approaches to Cage Reconstructions in Orthopedic Limb Surgery: Advances and Insights with Two Cases

Halil Bulut¹, Erhan Okay², Tolga Onay³, Enes Kanay⁴, Korhan, Ozkan⁴

¹Istanbul University Cerrahpasa

²Mass General Orthopaedic Oncology, Boston, Ma, United States

³Department Of Orthopaedics And Traumatology, Istanbul Medeniyet University, Istanbul, Turkey

⁴Acibadem Universitesi Tip Fakultesi, Department Of Orthopedics And Traumatology, Istanbul, Turkey



POSTER SESSION

-
- ID 63** Predictors of Malignancy in Surgically Removed Foot and Ankle Masses: A Retrospective Multi-Center Study
Halil Bulut¹, Enes Kanay², Erhan Okay³, Sefa Batibay⁴, Elmalikent⁵, Serdar Demiroz⁶, Korhan Ozkan²
¹School Of Medicine, Istanbul University Cerrahpasa, Istanbul, Turkey
²Orthopedics And Traumatology Clinic, Acibadem Ataşehir Hospital, Istanbul, Turkey
³Department Of Orthopaedics And Traumatology, Istanbul Medeniyet University, Istanbul, Turkey
⁴University Of Health Sciences, Umraniye Education And Research Hospital Department Of Orthopaedics And Traumatology
⁵Mh 34764 Umraniye/Istanbul Turkey
⁶Kocaeli University
-
- ID 66** Extremely Rare Musculoskeletal Tumors of the Upper Extremity: An Institutional Experience with Four Cases from A Dedicated Orthopedic Oncology Team
Halil Bulut¹, Enes Kanay², Erhan Okay³, Korhan Ozkan²
¹Mount Sinai Medical Center, Miami Beach, Fl, United States
²Orthopedics And Traumatology Clinic, Acibadem Ataşehir Hospital, Istanbul, Turkey
³Massachusetts General Hospital, Boston, United States
-
- ID 70** Multimodal Management of Extra Skeletal Ewing Sarcoma: A Case Series and Clinical Insights from a Dedicated Orthopedic Oncology Team
Halil Bulut¹, Enes Kanay², Erhan Okay³, Sefa, Batibay⁴, Korhan, Ozkan²
¹Istanbul University Cerrahpasa
²Orthopedics And Traumatology Clinic, Acibadem Ataşehir Hospital, Istanbul, Turkey
³Göztepe Education And Research Hospital, Department Of Orthopedics And Traumatology
⁴University Of Health Sciences, Umraniye Education And Research Hospital, Department Of Orthopedics And Traumatology
-
- ID 72** Inhibiting DNA-PKcs sensitizes human chondrosarcoma cells to carbon ion irradiation by inducing cell cycle arrest and disrupting telomere capping
Birgit Lohberger¹, Sandra Barna², Glänzer¹, Andreas Leithner¹, Dietmar Georg²
¹Department of Orthopedics and Trauma, Medical University of Graz
²Department of Radiation Oncology, Medical University of Vienna
-
- ID 73** Crizotinib and carbon ion particle therapy: A combined approach to enhance radiosensitivity in sacral chordoma cells
Birgit Lohberger¹, Dietmar Glänzer¹, Vanessa Etschmaier¹, Slave Trajanoski², Karl Kashofer³, Andreas Leithner¹, Dietmar Georg⁴
¹Department of Orthopedics and Trauma, Medical University of Graz
²Core Facility Computational Bioanalytics, Medical University of Graz
³Institute of Pathology, Medical University of Graz
⁴Department of Radiation Oncology, Medical University of Vienna
-

-
- ID 74** Accuracy of femoral reamings in intramedullary nailing of long bones
Bennie Lindeque, Hannah Werner, Carson Keeter, Bennie Lindeque
University of Colorado
-
- ID 81** Functional results and quality of life in patients operated on for soft tissue sarcomas
Andres Bartrina¹, Cebrián Parra¹, Manrique Gamo², Bartrina-Tarrío³, Llanos Sanz², Buendia Pérez⁴, García-Maroto²
¹Head of the oncologic traumatology section at the Hospital clinico san carlos
²Specialist in oncological traumatology at Hospital clinico san carlos
³Orthopedic surgery and traumatology resident
⁴Chief of plastic surgery service of the Hospital Clinico San Carlos
-
- ID 86** Arthrodesis of the shoulder for a malignant bone tumor of the coracoid process. A case report.
Satoshi Okita, Soichiro Yamamoto, Nobuo Yamagami, Shuji Ito, Yuji Uchio
Shimane University
-
- ID 90** A novel technique for resection and reconstruction of intrapelvic giant chondrosarcoma: a case report
Muhammed Fatih Serttaş¹, Abdullah Erten², Ali Koç², Buğra Han Eryilmaz²
¹Kocaeli City Hospital Recep
²Sakarya University Faculty of Medicine
-
- ID 93** Inflammatory Markers Predict Malignancy in Bone Tumors
Ibrahim Halil Demir¹, Mustafa Onur Karaca², Mustafa Ozyıldırım³, Huseyin Yusuf Yildiz²
¹Gaziantep City Hospital Department Of Orthopedics And Traumatology
²Ankara University Faculty of Medicine Department Of Orthopedics And Traumatology
³Afyon Sandikli State Hospital Department Of Orthopedics And Traumatology
-
- ID 94** Biological Expanding Proximal femur reconstruction in children after sarcoma resection
Awad Elmalky, Ahmed Eldesouqi, Mina Edward
Department of Orthopaedic Surgery and Traumatology, Alexandria University, Egypt
-
- ID 95** Clavicle to humerus reconstruction after tumor resection with sandwich fibular on lay
Awad Elmalky, Ahmed Eldesouqi, Mina Edward
Department of Orthopaedic Surgery and Traumatology, Alexandria University, Egypt
-
- ID 97** Evaluation of Outcomes following Chondroblastoma surgical treatment
Ahmed Eldesouqi, Adel Ahmed, Mohamed Aboheif, Ali Shabaan
Department of Orthopaedic Surgery and Traumatology, Alexandria University, Egypt
-



POSTER SESSION

-
- ID 101** Functional results after resection of primary malignant pelvic bone tumors in children and adolescents.
Bartosz Pachuta, Wojciech Jasica, Iwona Malesza, Agnieszka Szymborska, Krzysztof Bronowicki, Tomasz Walenta, Anna Raciborska
Warsaw, PL
-
- ID 103** Long term result of reconstruction with cementless THA/BHA for proximal femoral tumors.
Jun Sugaya¹, Yoko Hagiwara², Yutaro, Munakata¹, Munehiro Naruo³, Ken Okazaki¹
¹*Department of Orthopaedic Surgery, Tokyo Women's Medical University*
²*Department of Orthopaedic Surgery, Chiba Cancer Center*
³*Department of Orthopaedic Surgery, Tomei Atsugi Hospital*
-
- ID 112** Management of Pelvic Bone Ewing's Sarcoma in a 14-Year-Old: A Case Report on Diagnosis, Treatment, and Long-Term Outcomes
Wojciech Jasica, Bartosz Pachuta, Iwona Malesza, Tomasz Walenta, Krzysztof Bronowicki, Agnieszka Szymborska, Anna Raciborska
Institute of Mother and Child - Department of Oncology and Surgical Oncology for Children and Youth
-
- ID 113** Management of Impending and/or Pathologic Fractures of the Proximal Radius in the Setting of Metastatic Bone Disease with an Intramedullary Photodynamic Nail
Santiago A. Lozano-Calderon, Megan H. Goh, Sarah E. Ballatori, Marcos R. Gonzalez
MGH
-
- ID 114** Aseptic loosening of distal femur endoprosthesis reconstruction
Nor Faissal Yasin, Vivek Ajit Singh, Li Wen, Wong
Universiti Malaya
-
- ID 116** What Are the Postoperative Outcomes of Total Knee Arthroplasty (TKA) Performed for Neoplastic Indications and How Do They Compare Against TKAs Performed for Osteoarthritis? - A Matched Cohort Study
Santiago A. Lozano-Calderon, Megan H. Goh, Robby S. Grewal, Marcos R. Gonzalez, Perry L. Lim, Andrew Girgis, Christopher M. Melnic, Hany S. Bedair, Santiago A. Lozano Calderon
MGH
-
- ID 119** Efficacy Of Intravenous Tranexamic Acid In Reducing Blood Loss In Major Musculoskeletal Oncology Surgery
Nor Faissal Yasin, Siti Rafiah Hasan, Vivek Ajit Singh, Azura Mansor, Xiu Wen Ling
Universiti Malaya
-

POSTER SESSION

-
- ID 121** Precision biopsy in sacral lesions: The role of 3D-printed patient-specific guides
Carmen Begara Bretón¹, Tanya Fernández-Fernández¹, Lourdes Prats-Peinado², Lydia Mediavilla-Santos¹, Rubén Pérez-Mañanes³, José Antonio Calvo-Haro¹
¹Department of Orthopaedic Surgery and Traumatology – Musculoskeletal Oncology Division. Hospital General Universitario Gregorio Marañón
²Orthopaedic Surgery and Traumatology, Gregorio Marañón General University Hospital
³Advanced Planning and 3D Manufacturing Unit, Gregorio Marañón General University Hospital
-
- ID 123** Fibrous dysplasia: Retrospective analysis of 158 cases
Mustafa Onur Karaca¹, Mustafa, Özyıldırım², Yunus Şamil, Gönül den¹, Kerem Başarır³, Hüseyin Yusuf Yıldız¹
¹Ankara University Faculty of Medicine Department of Orthopedics and Traumatology
²Sandıklı State Hospital Department of Orthopedics and Traumatology
-
- ID 127** The Effect of Pathological Bone Fractures on Cyst Healing in Simple Bone Cysts of the Proximal Humerus
Ömer Faruk Naldöven, Başak Sinem Sezgin, Nevzat Arıcan, Şahan Güven
 Orthopedics and Traumatology, Ankara Bilkent City Hospital, Ankara, Turkey
-
- ID 129** Giant cell tumor in the calcaneus
Noelia Ramayo Díaz, Plácido Ortega Jiménez, Natalia Gaspar Aparicio, María Belén Cutillas Ybarra, Lucía Segura García, Daniel Rovira Martínez, Francisco Javier Molina Martínez, Irene Hinarejos Gilabert, Raquel Navas Moral, Yordan Luigi, Martínez Espichán
 Complejo Hospitalario Universitario de Albacete
-
- ID 140** The use of a redundant aorto-iliac interposition graft for multidisciplinary resection of recurrent multifocal metastatic sex cord stromal tumor of the sacrum and pelvis
Shalin Patel¹, Shah-Jahan Dodwad², Blaz, Podgorsek², Ezra Koh², Syed Taha Zaidi², Gustavo Oderich², Valerae Lewis³, Justin Bird³
¹Department of Orthopaedic Oncology - The University of Texas MD Anderson Cancer Center
²Department of Cardiothoracic and Vascular Surgery - McGovern Medical School at the University of Texas Health Science Center
³Department of Orthopaedic Oncology - The University of Texas MD Anderson Cancer Center
-
- ID 148** Have Rates of Venous Thromboembolism (VTE) in Patients with Metastatic Femoral Lesions Undergoing Prophylactic Versus Fracture Fixation Improved in Recent Years?
Karim Masrouha, Megan R. Donnelly, Michelle Richardson, Ekenedilichukwu Nwakoby, Garrett W. Esper
 NYU Langone Health
-



POSTER SESSION

ID 159 Multiple thoracotomies in the treatment of osteosarcoma with lung metastases – long-term survival

Iwona Malesza, Katarzyna Bilska, Krzysztof Bronowicki, Tomasz Walenta, Dariusz Mydlak, Agnieszka Szymborska, Anna Raciborska

IMID

ID 160 PRP Therapy: A Double-Edged Sword? Unveiling Its Role in Tissue Regeneration and Cancer Progression A Case report

Cihan Ünyılmaz, Savaş Yıldırım, Meltem Ayyıldız Mercan

Trakya University Hospital

ID 163 Extra-skeletal myxoid chondrosarcoma, a case report

Bianca Sousa Barros¹, Filipa Cordeiro¹, Manuel Carrapatoso¹, Guilherme Madeira², Francisco Alvarez³, Vânia Oliveira¹, Pedro Cardoso¹

¹ULS Santo António

²Hospital Distrital de Santarém

³ULS Arco Ribeirinho

ID 165 Unraveling the Complexity of Pleomorphic Liposarcoma: A Case Study on Bone Metastases and Multidisciplinary Management

Cihan Ünyılmaz, Savaş Yıldırım, Meltem Ayyıldız Mercan

Trakya University Hospital

ID 166 Tumor cells seeding in biopsy tract after an open biopsy in two patients with chondrosarcoma – case reports

Teodora Todorova^{1,2}, Magdalena Maria Gilg¹⁻³, Maria Anna Smolle¹, Bernadette Liegl-Atzwanger⁴, Jasminka Igrec⁵, Andreas Leithner¹

¹Department of Orthopedics and Trauma, Medical University of Graz

²University Clinic for Orthopedic Surgery, Skopje, R. of North Macedonia

³Department of Orthopedics, Centre of Rheumatology - Oberammergau

⁴Diagnostic and Research Institute of Pathology, Medical University of Graz

⁵Division of General Radiology, Department of Radiology, Medical University of Graz

ID 172 En-bloc resection of scapular chondrosarcoma with intraoperative computer navigation

Mavčič Blaž, David, Martinčič, Igor Potparić, Aljaž, Merčun, Rok, Vojković

University Medical Centre Ljubljana, Department Of Orthopaedic Surgery

-
- ID 174** Progression of multifocal vascular neoplasm with EWSR1:NFATC2 fusion to epithelioid angiosarcoma
Blaž Mavčič¹, Emanuela Boštjančič², Andrej Zupan², Vladka Salapura³, Ana Blatnik⁴, Olga Blatnik⁴, Mojca Unk⁴, Izidor Kern⁵, Miha Švarc², Jože Pižem²
¹University Medical Centre Ljubljana, Department of Orthopaedic Surgery
²University of Ljubljana, Faculty of Medicine
³University Medical Centre Ljubljana, Institute of Radiology
⁴Institute of Oncology Ljubljana
⁵University Clinic Golnik Cytology and Pathology Laboratory
-
- ID 175** Lessons learned after 250 percutaneous biopsies of intra-osseous bone tumors
Blaž, Mavčič¹, Adam Wahibi¹, Aljaž Merčun², Rok Vojkovič², David Martinčič²
¹University of Ljubljana, Faculty of Medicine
²University Medical Centre Ljubljana, Department of Orthopaedic Surgery
-
- ID 178** Disseminated Cancer Patients Incur a Three-Times Greater Risk of Venous Thromboembolism Diagnosis Following Orthopedic Surgery
Megan Rose Donnelly, Garrett W. Esper, Michelle Richardson, Ekenedilichukwu Nwakoby, Timothy B. Rapp, Nicola Fabbri, Karim Masrouha
NYU Langone Health
-
- ID 179** Clinical And Pathological Characterization Of Secondary Chondrosarcoma In Patients With Multiple Osteochondromatosis: A Retrospective Study
Laura Trullols Tarragó, Andrea Arribas Vallejo, Ana Peiro Ibañez, Pau Machado Granados, Anna Castella Pujol, Julia Serra Ruiz, Sílvia Bagué Rosell, Jaume Llauger Rosselló, Sonia Casanova Zaragoza, Isidro Gracia Alegria
Hospital De La Santa Creu I Sant Pau (Barcelona, Spain)
-
- ID 183** Updated efficacy and safety of vimseltinib in patients (pts) with tenosynovial giant cell tumor (TGCT): 1-year follow-up from the MOTION phase 3 trial
Michiel Van de Sande
University of Leiden, NL (Leiden, NL)
-
- ID 184** Safety, efficacy, and patient-reported outcomes with vimseltinib in patients with tenosynovial giant cell tumor who received prior anti-colony-stimulating factor 1 therapy: ongoing phase 2 study
Michiel Van de Sande
University of Leiden, NL
-



POSTER SESSION

ID 186 Robotic Chest Wall Resection for Ewing's Sarcoma

Valérie Lacroix¹, Schubert Thomas², Lengelé Benoit³

¹Cardiovascular and thoracic surgery, Cliniques Universitaires Saint Luc, Brussels

²Orthopedic and trauma surgery, Cliniques Universitaires Saint Luc, Brussels

³Plastic and reconstructive surgery, Cliniques Universitaires Saint Luc, Brussels

ID 188 Sciatic Nerve Schwannoma: an uncommon presentation and a surgical challenge

Bianca Sousa Barros, Filipa Cordeiro, Manuel Carrapatoso, Filipa Adan e Silva, Ana Lucinda Correia, Vânia Oliveira, Pedro Cardoso

ULS Santo António

ID 190 Custom Three-Dimensional Printed Oncologic Endoprosthesis for Reconstruction of the Calcaneus: A Case Report

Jan Lesensky

Orthopaedic oncology, Charles University, Prague, Czech Republic

ID 191 Prognostic impact of mechanical and vascular effects in patients with lower limb osteosarcoma.

Anne Brouchet¹, Gomez-Mascard Anne¹, Pauline Assemet², Tristan Marty², Kensa Liman³, Tamia Ridet³, Amandine Eon³, Pascal Swider², Eric Mascard⁴, Tristan Langlais³, Jérôme Sales de Gauzy³

¹IUCT Pathology Department, Toulouse

²Institut de Mécanique des Fluides de Toulouse, UMR 5502 CNRS, INPT, University of Toulouse

³Department of pediatric Orthopedic, trauma and plastic surgery, CHU, Toulouse

⁴Department of orthopedic surgery, Necker Hospital, Paris

ID 193 From benign to malign: a rare case of osteosarcoma after a giant cell tumor of bone

Bianca Sousa Barros, Afonso Faria, João Seixas, Filipa, Cordeiro, André Coelho, Manuel Carrapatoso, Vânia Oliveira, Pedro Cardoso

ULS Santo António

ID 194 Oncological outcomes of extremity soft tissue and bone sarcomas with or without vascular intervention

Badr Alshehri Ibrahim Alshaygy¹, Musaad Alhamzah², Fawzi Aljasser¹, Motaz Alaqeel¹, Abdulrahman Alaseem¹, Mohammed Alomran², Mohammed Alhuqbani¹, Ziad Aldosari¹, Badr Alshehri¹, Omar Aldosari¹

¹Orthopedic Surgery at King Khalid University Hospital

²Vascular Surgery at King Khalid University Hospital

ID 195 Short-Term Outcomes of Fixation Methods in Metastatic Pathological Fractures

Mustafa Onur Karaca¹, Merve Dursun Savran¹, Ömer Erim Kepenekci¹, Kerem Başarir², Hüseyin Yusuf Yildiz¹

¹Ankara University Faculty of Medicine Orthopedics and Traumatology Department

²Private Practice

ID 197 Optimized Prosthetic Design, Surgical Technique, and Cosmetic Outcome in Shoulder Reconstruction with Double-Constrained Implant Following Extra-Articular Shoulder Resection: A Case Report

Jan Lesensky

Orthopaedic oncology, Charles University, Prague, Czech Republic

ID 203 Targeting malignant and intermediate bone tumours with 45S5-bioactive glass
Burkhard Lehner, Losch Sarina, Fellenberg Jörg

Orthopedic University clinic Heidelberg

ID 205 Can ChatGPT 4.0 replace tumor board decision making in the treatment of soft tissue and bone tumors?

Tobias Prasse, Walter Sebastian, Wenk Birte, Ullrich Roland, Heck Vincent, Leyendecker Jannik, Wahlers Christopher, Eysel Peer

University of Cologne, Faculty of Medicine and University Hospital Cologne, Department of Orthopedics and Trauma Surgery, Cologne, Germany

ID 209 Validation of a Preservation, Viability, and Cell Expansion Method from Cryopreserved Sarcomas in a Biobank

Jose Albergo Francisco Principe, M Albertina Loureyro, J Ignacio Albergo, German L. Farfalli, Luis Aponte-Tinao

Hospital Italiano de Buenos Aires

ID 210 Nomogram predicting wound complications in patients with soft tissue sarcomas treated with surgery and radiotherapy

Paul-Adrien Guigue¹, Benoit Allignet², Paul Frobert³, Waisse Waissi², Marie-Pierre Sunyach², Gualter Vaz⁴, François Goui⁴

¹Université Claude Bernard Lyon, France

²Department of Radiation Oncology, Centre Leon Bérard, Lyon, France

³Department of Plastic and Reconstructive Surgery, Centre Léon-Bérard, Lyon, France

⁴Orthopedic oncologic surgery department, Centre Léon Bérard, Lyon, France

ID 215 Surgical outcomes of proximal femur pathological fractures due to aneurysmal bone cysts in the mid-to-long term

Ebubekir Eravsar, Bahattin Kerem Aydin

Selcuk University

ID 219 Scapulectomy for sarcomas: an upgrade of the dual suspension technique
Michele Di Lonardo¹, Bruno Fuchs², Georg Schelling²

¹Ospedale San Paolo (SV)

²Luzern Kantonsspital (CH)



POSTER SESSION

ID 227 Are High Bleeding Rates During Kyphoplasty Procedures In Patients With Multiple Myeloma Associated With Lesion Activity On PET/CT?

Nevzat Dabak¹, Bedirhan Albayrak¹, Şafak Aydın Şimşek¹, Ercan Bayar², Tolgahan Cengiz, Hüseyin Sina Coşkun¹

¹Ondokuz Mayıs University, Samsun, Turkey

²Tosya State Hospital, Kastamonu, Turkey

³Inebolu State Hospital, Kastamonu, Turkey

ID 228 The Prognostic Role of Key Factors in Renal Cell Carcinoma with Bone Metastases

Nevzat Dabak¹, Furkan Erdoğan¹, Abdurrahman Murat Yildirim², Tolgahan Cengiz³, Şafak Aydın Şimşek¹, Alparslan Yurtbay⁴

¹Ondokuz Mayıs University, Samsun, Turkey

²Bafra State Hospital, Samsun, Turkey

³Inebolu State Hospital, Kastamonu, Turkey

⁴Samsun University, Samsun, Turkey

ID 232 Jaffe-Campanacci Syndrome: Case Report and Review of the Literature

Nevzat DABAK¹, Furkan Erdoğan¹, Ercan Bayar², Bedirhan Albayrak¹, Mustafa Karal¹, Tolgahan Cengiz³, Ismail Büyükceran¹

¹Ondokuz Mayıs University, Samsun, Turkey

²Tosya State Hospital, Kastamonu, Turkey

³Inebolu State Hospital, Kastamonu, Turkey

ID 235 Advanced Giant Cell Tumor of the Pelvis: A Case of Internal Hemipelvectomy and Megaprosthesis Reconstruction

Juan Luis Cebrian Parra¹, Elena Manrique Gamo¹, Eduardo Ossuna Juntadez², Jaime Bedia Manrique², Roberto Garcia Maroto¹, Juan Luis Cebrian Parra¹

¹Specialist Physician In Orthopedic Surgery And Traumatology, Oncologic Traumatology Unit, Hospital Clínico San Carlos

²3rd-Year Resident In Orthopedic Surgery And Traumatology, Hospital Clínico San Carlos

ID 241 Multidisciplinary epidemiological study of musculoskeletal tumors in the albacete region (Spain)

Noelia Ramayo Díaz, Lucía Segura García, Francisco Doñate Pérez, María Belén Cutillas Ybarra, Natalia Gaspar Aparicio, Daniel Rovira Martínez, Plácido Jiménez Ortega

Complejo Hospitalario Universitario de Albacete

ID 244 Extraskelatal Ewing Sarcoma of the limbs and trunk: a retrospective, mono-centric, clinical and biological review

Roberta Laranga¹, Giuseppe Bianchi¹, Laginestra Maria Antonella², Anna Paioli³, Toni Ibrahim³, Marco Gambarotti⁴, Katia Scotlandi², Davide Maria Donati¹

¹Orthopaedic Oncological Department, IRCCS Istituto Ortopedico Rizzoli, Bologna

²Experimental Oncology Laboratory, IRCCS Istituto Ortopedico Rizzoli, Bologna

³Osteoncology, Bone and Soft Tissue Sarcomas and Innovative Therapies, IRCCS Istituto Ortopedico Rizzoli, Bologna

⁴Anatomy and Pathological Histology, IRCCS Istituto Ortopedico Rizzoli, Bologna

⁵Department of Biomedical and Neuromotor Sciences (DIBINEM), Alma Mater Studiorum University of Bologna, Bologna

ID 246 Fusocelular rhabdomyosarcoma: uncommon soft tissue sarcoma

Cristina Vilanova Badosa, Pablo Martín Justé, Luis Ramos Cuesta, Leonardo Ruiz Macarrilla, Jose Antonio Hernandez Hermoso

Hospital Universitari Germans Trias i Pujol, Badalona, Barcelona

ID 256 Long-term functional follow-up of pediatric extremity sarcoma patients treated with brachytherapy

Christian Kveller¹, Akmal Safwat², Michael Melchior³, Thomas, Baad-Hansen¹

¹Department of Orthopedic Surgery, Aarhus University Hospital, Aarhus, Denmark

²Department of Oncology and Danish Center for Particle Therapy, Aarhus University Hospital, Aarhus, Denmark

³Bendtsen, Department of Orthopedic Surgery, Aarhus University Hospital, Aarhus, Denmark

ID 257 Returning and learning new sports after Reconstruction of the distal tibia with a custom made endoprosthesis

Anna Maria Rachbauer, Anna Maria Rachbauer, Tymoteusz Budny, Georg Gosheger, Marieke De Vaal, Niklas Deventer

University Hospital Muenster, Department of General Orthopaedics and Tumor Orthopaedics

ID 281 Efficacy and Safety of CT-guided Radiofrequency Ablation for the Treatment of Osteoid Osteoma: A Multi-institutional Analysis

Annabel Vennik^{1,2}, Floortje Verspoor¹, Santiago Lozano-Calderion², Jos Bramer¹

¹AUMC

²MGH

ID 283 Quantity of lower muscle as a promising prognostic factor for overall survival in patients with bone and soft tissue sarcoma

Daniel Müller¹, Tadashi Iwai¹, Maria A. Smolle², Lukas Jud³, Sandro F. Fucentese³, Daniel A. Müller³

¹Osaka Metropolitan University, Japan

²University of Graz, Austria Dominik Kaiser, Balgrist University Hospital, Zürich, Switzerland

³Balgrist University Hospital, Zürich, Switzerland



POSTER SESSION

ID 287 EPIDEMIOLOGY OF BONE METASTASES IN ALBACETE (SPAIN)

Lucia Segura García, Noelia Ramayo Díaz, Doñate Pérez, Maria Belén, Cutillas Ybarra, Daniel Rovira Martínez, Natalia Gaspar Aparicio, Plácido Jiménez

Physician in Traumatology and Orthopedic Surgery at the University Hospital of Albacete

ID 288 CLCN6-BRAF gene fusion spindle cell sarcoma in a paediatric patient: a case report
Lena Stojec Lena, Stojec, Medical University of Graz Maria Anna, Smolle, Department of Orthopaedics and Trauma Bernadette, Liegl-Atzwanger, Diagnostic and Research

Institute of Pathology Markus, Seidel, Division of Paediatric and Adolescent Haematology/Oncology Andreas, Leithner, Department of Orthopaedics and Trauma

ID 289 The role of polypropylene meshes in orthopedic oncology: a single institution experience

Edoardo Ipponi, Fabrizia Gentili, Pietro Bongiovanni, Martina Cordoni, Elena Bechini, Paolo Domenico Parchi, Lorenzo Andreani.

University of Pisa

ID 297 Total hip arthroplasty after stem cell transplant and CAR-T cell therapy

Lee Zuckerman, H. Paco Kang, J. Dominic Femino

Keck School of Medicine of the University of Southern California

ID 304 CFR-PEEK nails to treat pathological and impending fractures in humeral metastases: A single institution experience

Edoardo Ipponi, Lorenzo Andreani, Vittoria Bettarini, Elena Bechini, Fabio Cosseddu, Francesco Rosario, Antonio D'Arienzo, Paolo Domenico Parchi

University of Pisa

ID 310 Shared decision making in primary malignant bone tumor surgery around the knee in children and young adults: protocol for a prospective study

Kiki Blom¹⁻², Willem P Bekkering¹, Marta Fiocco¹⁻³⁻⁴, Michiel A. J. Van de Sande¹⁻⁵, Hendrik W. B. Schreuder¹⁻⁵, Lizz van der Heijden¹, Paul C Jutte⁵, Lianne M. Haveman¹, Johannes H. M. Merks¹⁻⁶, Jos A. M. Bramer¹⁻⁷

¹Amsterdam UMC location University of Amsterdam, Department of Orthopedic Surgery and Sports Medicine, Amsterdam

²Princess Máxima Centre for Pediatric Oncology, Utrecht

³Mathematical Institute, Leiden University, Leiden, the Netherlands, ³) Department of Biomedical Data Sciences, Medical Statistics Section, Leiden

⁴University Medical Center, Leiden

⁵Department of Orthopedic Surgery, Leiden University Medical Centre, Leiden

⁶Division of Imaging and Oncology, University Medical Centre Utrecht, Utrecht University

⁷Amsterdam Movement Sciences, Musculoskeletal Health, Amsterdam

⁸Cancer Center Amsterdam, Amsterdam University Medical Centers, Amsterdam

POSTER SESSION


-
- ID 312** Intralesional fat and fatty regression on MRI as sign of benign behavior of low-grade central cartilaginous lesions in the long bones
Olav Donker¹, Jacky W. J. de Rooy², Verena J.J.M. Festen-Schrier², Desiree Koopmanschap², Gerjon Hannink², Mathias Prokop², H.W. Bart Schreuder², Edwin F. Dierselhuis¹, Claudia Deckers¹, Ingrid C.M. Van der Geest¹
¹Department of orthopedic oncology Radboud UMC
²Department of medical imaging, Radboud UMC
-
- ID 319** Wound site complications and vacuum-assisted closure (vac) in thigh soft tissue sarcomas (sts)
Berkay Doğan¹, Berksu Polat¹, Avni Murat Sobayapan², Niyazi İğde², Osman Emre Aycan²
¹Metin Sabancı Baltalimanı Bone Diseases Training and Research Hospital
²Baltalimanı Bone Diseases Training and Research Hospital
-
- ID 324** Is frailty related to outcomes in soft tissue sarcomas and how can we correct it?
Michele Boffano, Pietro Pellegrino, Ugo Albertini, Chiara Beltramo, Elena Boux, Andrea Ferro, Stefano Marone, Nicola Ratto, Martina Rezzoagli, Raimondo Piana
Città della Salute e della Scienza di Torino
-
- ID 334** Bone Sarcomas – Experiences and treatment strategies of a tertiary sarcoma center with a focus on factors affecting local tumor control
Nina Myline Engel, Lars E. Podleska, Jednrik Hardes, Wiebke K. Guder, Markus Nottrott Dimosthenis Andreou, Arne Streitbürger, Eyke Lenkewitz
University hospital Essen, Germany
-
- ID 342** Vascular Management in Winkelmann Rotationplasty
Valérie Lacroix, Docquier Pierre-Louis, Banse Xavier, Schubert Thomas
Cardiovascular and thoracic surgery, Cliniques Universitaires Saint Luc, Brussels, Belgi
-
- ID 346** Use of the Arm as a Flap for Limb-Sparing Surgery Following Resection of a Large Axillary Sarcoma Tumor
Schubert Thomas¹, Lacroix Valerie², Lengelé Benoit
¹Orthopedic and trauma surgery, Cliniques Universitaires Saint Luc, Brussels
²Cardiovascular and thoracic surgery, Cliniques Universitaires Saint Luc, Brussels
³Plastic and reconstructive surgery, Cliniques Universitaires Saint Luc, Brussels
-
- ID 357** Reliability of standard staging imaging of carcinomas regarding metastatic bone disease
Wolfram Weschenfelder, Christian Spiegel, Michelle Mueller, Gunther Olaf Hofmann
University Hospital Jena
-

walk with us

MUTARS®

Simple solutions for complex cases

- ✓ Well established tumor and revision system
- ✓ Modular and universally combinable
- ✓ Versatile fallback options
- ✓ Silver coating for infection prevention
- ✓ TiN coating for reduced ion release
- ✓ Entire portfolio available as off-the-shelf products



Each Step We Care






ZIMMER BIOMET

Moving You Forward.™

OSSIS Custom Pelvic Implants

AceOs® and AceOs Plus®



ZimmerBiomet.eu

GENERAL INFORMATION

CONGRESS VENUE

Padova Congress

Via N. Tommaseo 59 | 35131, Padova (Italy)

ENTRANCE

Pedestrian entrance:

Via N. Tommaseo 59
35131, Padova (Italy)

Car Entrance:

Via Goldoni - GATE C
(Padova Congress park is free)

Padova Railway Station is just 13 minutes walking and 5 minutes by car from the Congress Venue (mt 500)

Venice Marco Polo Airport is 30 minutes by car from the Congress Venue (Km 45)

Highway (Padova Est) is 10 minutes by car from the Congress Venue (Km 5)

HOW TO REACH THE CONGRESS VENUE

BY TRAIN:

The train station is around 500 meters from the Congress Center: a route easily covered on foot, by bus (line 3 or line 10 or line 25) or by taxi. By train, Padua is about 2 hours from Milan, 1½ hours from Bologna and only 20 minutes from Vicenza and Venice.

For train schedules:

www.trenitalia.com

www.italotreno.it

BY CAR:

For those traveling on the Milan-Venice highway (A4), Padova Congress can be reached in a few minutes by following the signs for the Fiera di Padova, either from the Padova Est exit or from the Padova Ovest exit about 5 km away. If taking the Bologna-Padova highway (A13), the exit is Padova Sud.

To find out highway toll costs and more:

www.autostrade.it

BY TAXI:

Many taxi services are available at the station – or on call – offering services 24/7.

www.taxipadova.it

BY PLANE:

The nearest airport, about 30 minutes away, is Venice Marco Polo International Airport in Tessera, which is connected to major European and non-European destinations. Treviso and Verona airports are also within easy reach.

veneziaairport.it

aeroporto.verona.it

trevisoairport.it

BY BUS:

The city suburban bus terminal, with dozens of carriers and daily connections, is located next to the train station, less than 500 meters from Padova Congress.



GENERAL INFORMATION

REGISTRATION

ONSITE REGISTRATION DESK OPENING HOURS

Sunday April 27th, 2025 from 17.00 to 19.00

Monday April 28th, 2025 from 07.30

REGISTRATION FEE

EARLY REGISTRATION

Before February 28th, 2025

- | | |
|-------------------------------|--------------|
| • Emsos Members | 650€* |
| • Non Emsos Members | 780€* |
| • Nurses | 270€* |
| • Allied Health Professionals | 270€* |
| • Resident/Trainees/Student | 270€* |
| • Company Representative | 600€* |

LATE REGISTRATION

After March 1st, 2025

- | | |
|-------------------------------|--------------|
| • Emsos Members | 770€* |
| • Non Emsos Members | 950€* |
| • Nurses | 350€* |
| • Allied Health Professionals | 350€* |
| • Resident/Trainees/Student | 350€* |
| • Company Representative | 600€* |

The registration fee includes access to all sessions, the opening ceremony, the exhibit, lunches as well as coffee during official breaks, certificate of attendance.

OTHER SERVICES

• WELCOME RECEPTION on April 28th, 2025 – 20€*

Welcome reception may be purchased on a first come, first served basis – Purchasable **until** April 27th, 2025 H 10.00

• GALA DINNER on April 29th, 2025 – 200€*

Gala Dinner has limited availability and may be purchased on a first come, first served basis – Purchasable **until** April 29th, 2025 H 12.00

*10% vat included

CANCELLATION POLICY

The following cancellation fees will apply:

- before January 6th, 2025: **full refund**
(excluding administration fee of € 50,00)
- from January 6th, 2025 to February 17th, 2025: **50% refund**
- As of February 17th, 2025 or if the participant fails to attend: **no refund**

Name substitutions are possible at an extra charge of € 50.00

All refunds will be processed and issued within 30 days after the meeting

GENERAL INFORMATION

REFRESHMENTS

Coffee breaks will be served in the Exhibit Hall on:

- Monday April 28th, 2025 from 16.00 to 16.30
- Tuesday April 29th, 2025 from 10.30 to 11.00 and from 15.30 to 16.00
- Wednesday April 30th, 2025 from 11.30 to 12.00

Buffet lunches will be served in the Exhibit Hall on:

- Tuesday April 29th, 2025 from 13.00 to 14.00
- Wednesday April 30th, 2025 from 14.30 to 15.00

OPENING CEREMONY

The Opening Ceremony will take place on Monday April 28th, 2025 at 18.00 in Mantegna – Plenary Room 1st Floor

CLOSING CEREMONY

The Closing Ceremony will take place on Wednesday April 30th, 2025 at 16.00 in Mantegna – Plenary Room 1st Floor

SOCIAL EVENTS

• WELCOME RECEPTION

Monday April 28th, 2025 at 19:00

At the end of the first day of Congress, all the participants are invited to the welcome reception on the 3rd Floor Foyer of the Padova Congress for food and drinks.

The cost is **20€** (vat included)

Please bring with you the Welcome Reception coupon

• GALA DINNER

Tuesday April 29th, 2025 at 20.30

At the end of the second day of Congress, all the participants are invited to the Gala Dinner at Villa Foscari (Via Doge Pisani, 1, 30039 Stra VE).

The cost is **200€** (vat included)

Please bring with you the Gala Dinner coupon

• GALA DINNER SHUTTLE SERVICE

H 20.00 Departure from Padova Congress (Via N. Tommaseo, 59 – Padova)

H 20.00 Departure from NH HOTEL Padova (Via Niccolò Tommaseo, 61 - Padova)

At the end of the dinner:

Departure from Villa Foscari (Via Doge Pisani, 1 - 30039 Stra VE)
to Padova Congress and to NH HOTEL Padova.

Car entrance: Via Nazionale, 7 - 30039 Stra (VE)



GENERAL INFORMATION

BADGES AND CERTIFICATE OF ATTENDANCE

Participants and exhibitors should collect their badge from the registration desk. Your personal badge is your entry ticket to all sessions, meeting and Exhibit Hall. Please remember to wear your badge at all times.

Certificate of attendance will be sent by e-mail the day after the congress.

SUGGESTED HOTEL

Here you can find a selection of partner hotels provided by Padova Convention & Visitors Bureau:

ITA: <https://www.padovaconvention.it/it/emsos2025>

ENG: <https://www.padovaconvention.it/en/emsos2025>

Please book directly your stay in Padua for the Conference.

Refer to the code **"EMSOS2025"** in the email to have a discounted rate.

WI-FI SERVICE

At Padova Congress it will be possible to connect to the Padova Congress's wifi network for free

Scan the QR Code for wi -fi connection



SCIENTIFIC INFORMATION

SLIDE CENTER

You can find the slide center at the Ground Floor of the Padova Congress. We kindly ask to show up at the slide center at least two hours before your scientific contribution.

USE OF FILES IN PRESENTATIONS

Image format: recommended .gif, .jpg, .png Other types of extensions will be accepted as long as they are recognized by Power Point.

For presentations made on Macintosh platform recommended .png, .tiff and .jpg. Saving files: the files of any movies/videos, flash (not recommended), audio must be saved in the same folder of the presentation even if they are included (embedded) in the presentation itself in order to provide for the possibility of converting videos in case of codec problems.

USE OF VIDEO FILES IN PRESENTATIONS

It will only be possible to view movies created with proprietary codecs of machines professional only after checking the possibility of video conversion. Recognized video codecs: For PC: MPG4; MPEG2 (DVD); DV; MPEG, DivX (3,4,5,6), XVID, Wmv and Cinepak. For MAC: PERIAN, DIVX + AC3, MplayerX, Mplayer OS X 2, VLC, Dvix AVI and MOV video files: it is good to clarify that these are not video encodings but "multimedia containers" that can contain within them various types of data. The role of this file is to synchronize video codecs, audio codecs, subtitles and menus.

USEFUL INDICATIONS FOR MODERATORS

Moderators are asked to enforce the time to individual presentations, out of respect for the work of their colleagues and to allow for a smooth running of the congress programme. The technicians are authorized to interrupt the audio in case of delays.

POSTER SESSION

A poster session area is set up in exhibit hall. The Posters will be viewable in touch screens.

AWARDS

Best Paper Award – April 30th, 2025 – Mantegna – Plenary Room 1st Floor

Best Poster Award – April 30th, 2025 – Mantegna – Plenary Room 1st Floor

EMSOS 2025

28•30 APRIL
PADOVA•ITALY



LCF Congress Factory S.r.l. con socio unico

info@lcfcongress.com | www.lcfcongress.com
centralino Tel: +39 0532 1883439
lcf@sicurezzapostale.it | P.IVA 020703700388
SDI. KRRH6B9 | REA. FE - 223323

SEDI:

- Via Piangipane 141 int. 7 | 44121 Ferrara (FE)
- Passeggiata Groß Gerau 4c | 39031 Brunico-Brunec (BZ)